

Rise and Shine

empowers every child to reach their potential and shine.

Built-in GSE Learning Objectives allow teachers to track, plan and measure each learner's progress. Child-friendly charts show their personal learning journey, promoting autonomy and responsibility. With a rigorous approach to formative assessment, every lesson is designed to help each child achieve their learning goals.

Appealing stories and real-life content create a world that young learners can relate to in their own lives. Well-structured activities develop future skills, such as collaboration and teamwork, communication, critical and creative thinking, and self-management.

Rise and Shine's unique mix of printed and digital components is designed for use in inclusive classrooms. Support for individual learning needs ensures learners grow in confidence and achieve their best, preparing them to become global citizens of tomorrow.

Plus:

- 360° online games powered by **seppo**
- Assignable digital activities and tests
- Our World videos and story animations
- Themes from the Sustainable Development Goals

	CEFR	GSE	Benchmark	Cambridge English
Level 1	<A1/A1	10-22	-	Pre A1 Starters
Level 2	<A1/A1	15-26	Level 1	Pre A1 Starters
Level 3	A1	22-30	Level 2	A1 Movers
Level 4	A1/A2	26-35	Level 3	A1 Movers
Level 5	A2	31-39	Level 3/4	A2 Flyers
Level 6	A2+	35-42	Level 4	A2 Flyers

pearsonenglish.com/riseandshine



For pupils

- Pupil's Book and eBook
- Activity Book and eBook
- Busy Book
- Digital Activities



For teachers

- Teacher's Book
- Flashcards
- Story Cards
- Posters
- Presentation Tool
- Online Assessment Pack with Test Generator
- Digital Resources

ISBN 978-1-292-36996-9



British English Edition



We support the Sustainable Development Goals



Pupil's Book and eBook
with Digital Activities



10-22 <A1/A1

Viv Lambert

Learn to read

Rise and Shine 1

Pupil's Book and eBook

Learn to read

Viv Lambert



Contents

Scope and sequence	2
Welcome	4
1 Old toys, new toys	10
2 All kinds of families	20
Review Units 1 and 2	30
3 Amazing bodies	32
4 Let's eat up	42
Review Units 3 and 4	52
5 Nature around us	54
6 Let's dress up	64
Review Units 5 and 6	74
Goodbye	76
Seasons	78
Cut-outs	82

Scope and sequence

	Vocabulary	Grammar	Global Citizenship	Project	My sounds
Welcome to Rise and Shine Towers	Numbers 1–10; colours: black, blue, brown, orange, pink, purple, red, white, yellow Classroom objects: bag, book, chair, desk, door, pencil Classroom language: be quiet, listen, look, sit down	Hi! / Hello! What's your name? I'm... / My name's... It's a (desk). It's (brown).	Let's be friends!	A plant pot	p, b
1 Old toys, new toys	Toys: ball, car, doll, elephant, robot, tablet, teddy bear, train Adjectives: big, small, new, old	What's this? It's a (car). It's an (elephant). It's (small).	Sharing toys: new and old toys: bike, kite, music box, plane.	A class toy swap	t, d
2 All kinds of families Review 1 Important to me	Family: mum, dad, sister, brother, granny, grandad, auntie, uncle Pets: bird, cat, dog, fish	Who's this? This is my (dad). I've got a (fish), two (brothers) and (a cat).	Celebrating families: cousin, friend, neighbour, pet.	A family circle	g, c
3 Amazing bodies	Body parts: arms, ears, eyes, feet, hands, legs, mouth, nose Actions: dance, hop, jump, run	I've got (six ears). I can (jump). I can't (hop).	Playing games together: clap, close, move, touch.	A talent show	m, n
4 Let's eat up Review 2 All about me	Food 1: bananas, bread, cheese, chicken, milk, olives, strawberries, tomatoes Food 2: ice cream, milkshake, pizza, sandwiches	I like (bread). I don't like (milk). Do you like (bananas) and (milk)? Yes, I do. / No, I don't.	Trying different food: pasta, rice, salad, soup.	A class lunch	h, ch
5 Nature around us	Animals: duck, fox, frog, lizard, mouse, owl, rabbit, turtle Mini-beasts: ant, bee, butterfly, ladybird	What can you see? I can see (a fox). Is it (an ant)? Yes, it is. / No, it isn't.	Exploring nature: flower, grass, pond, tree.	A park collage	s, f
6 Let's dress up Review 3 Around me	Clothes: dress, jumper, pyjamas, shirt, shoes, shorts, T-shirt, trousers Feelings: cold, happy, hot, sad	I'm wearing (a dress). I'm (happy).	Appreciating special clothes: boots, hat, jeans, skirt.	A special costume doll	sh, j
Goodbye	Happy holidays! Have a good time!				
Seasons	Autumn: apple, chestnut, fire, leaf, pumpkin, tree; It's windy! Winter: boots, gloves, hat, light, scarf, snow; It's snowy! Spring: blossom, chick, egg, flower, lamb, rabbit; It's cloudy! Summer: beach, picnic, sun hat, sunglasses, sunny, swimming costume; It's sunny!				

My Progress Chart



Listening

I can recognise my words.	I can understand questions.	I can hear my words in dialogues.	I can listen to descriptions and information.		

Reading

I can recognise my letters.	I can make letter sounds.	I can recognise words.	I can match words to pictures.		

Speaking

I can say my words and phrases.	I can answer questions about me and my world.	I can talk about my likes and abilities.	I can describe people and things.		

Writing

I can draw shapes.	I can draw matching lines.	I can circle correct answers.	I can write numbers.		

1

Old toys, new toys

Lesson 1

What can you see?

1 ^{1.01} Listen and explore.

4



5



6



7



1



Tell me!

2



^{1.02} Listen, point and say.

3

Stick and say.

4





Watch and listen.



Lesson 2

1 1.03 Sing and act. **Song**

2 1.05 Listen and circle.



What's this?
It's a car.


I can shine!

3 Ask and answer about toys.



Lesson 3

1 Which toys can you see in the story? Point and say *yes* or *no*.



2  1.07  Listen or watch.



Towers





Let's imagine!



I can shine!

3 Circle Dexter's favourite toy.



4 Act out.



Lesson 4

1



Listen and find.

2



Listen, point and say.



3



Listen and say.



Chant

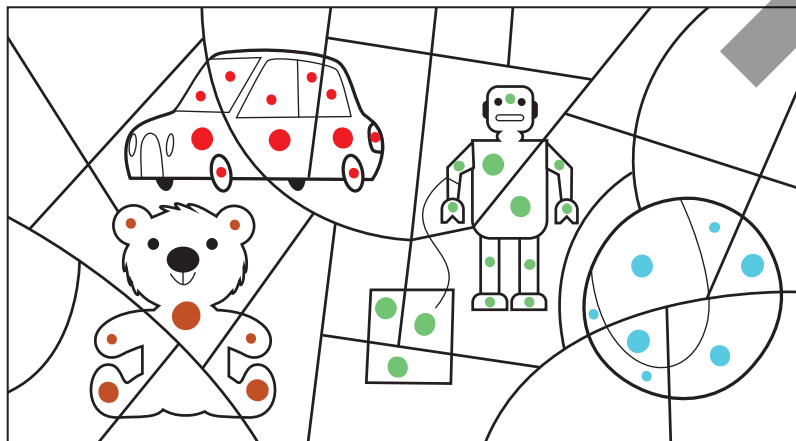


It's new.
It's blue.
It's old.
It's small.

4



Find and colour. Then say.



14

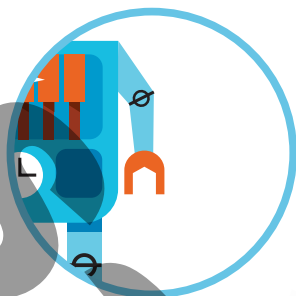
Vocabulary and structures Adjectives; *It's a (train). It's (old).*

Lesson 5

1  1.11 Listen and point.



2  Look and play.



3  1.12 Listen and say.

My sounds

t

d




I can shine!

4  Cut out and guess the toys.





Lesson 6

1  Listen, look and find.


2  Listen, point and say.



3 Circle old toys in blue. Circle new toys in green.



Think and share!




4  Watch and listen.

Lesson 7

Playing with friends

1 Look and match. Find.



2  Listen and circle.



I can shine! 

3  Choose a toy. Let's play!





Let's have a class toy swap!


Step 1

Review

1 ^{1.17a} Listen and circle.




2  Choose a toy. Draw and colour.



3 Describe the toy.

4 Think! Choose a toy for the box. Circle.



Step 2

Create

- 5 Draw your toy for the class toy swap.



- 6 Add your toy to a class toy swap poster.
- 7 Describe your toy.
- 8 Talk with your friend. Guess your friend's toy.



Time to shine!

- 9 Share your toy with the class.

