

A red dashed line starts from the left edge, forms a small circle, and then extends horizontally towards the text.

English Code 1

Activity Book



Progress Chart










You did it!

Well done!







Fantastic!

Super!








Unit 8










Unit 7









Unit 6










Unit 5










Unit 4










Unit 3



Unit 2



Unit 1



Creativity

Critical thinking

Coding

Communication



Contents

Welcome!	p. 4
1 Let's play!	p. 8
2 Art club!	p. 18
Checkpoint 1	p. 28
Culture 1	p. 29
3 Families	p. 30
4 Puppet show!	p. 40
Checkpoint 2	p. 50
Culture 2	p. 51
5 The perfect pet	p. 52
6 Fruit bowl!	p. 62
Checkpoint 3	p. 72
Culture 3	p. 73
7 Let's get active	p. 74
8 Let's dress up	p. 84
Checkpoint 4	p. 94
Culture 4	p. 95
Story book cut-outs	p. 97



Welcome!

How can I have fun at school?

1  Listen and number. Then write.

bag book chair door pencil table window




2  Cover a photo in **1**.
Play *What's missing?*




Book!



Yes!

3  Listen to the song. Then greet your partner.

Hello, how are you?



I'm great, thank you.

I'm OK, thanks.



How about you?

My colourful classroom


VOCABULARY


I will learn colour words and number words 1-10.


1  Listen and complete in the correct colour.

- 1 ___ed 2 ___ink 3 ___reen 4 ___range 5 ___lack
6 ___urple 7 ___rown 8 ___lue 9 ___ellow

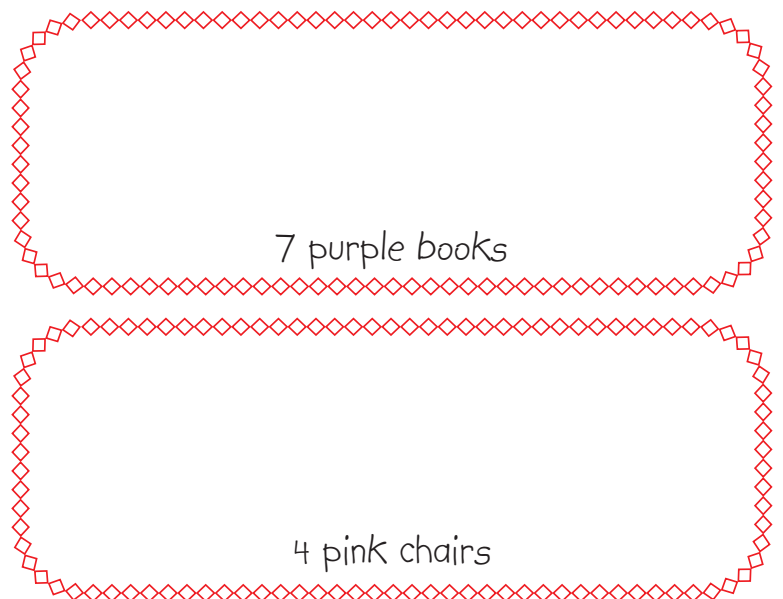
2 Look and colour. Then say the colours and numbers.




3  Look at 2. Which numbers from 0-10 are missing?



4 Read and draw.




I can use colour words and number words 1-10.





















Language lab

GRAMMAR: OPEN YOUR BOOK

I will learn how to follow instructions in English.

1  Listen and continue the sequence.

CODE CRACKER 

1 					
2 	 	 	 		
3 	 	 	 		

2 Read and match.

- 1 Open your book. ●
- 2 Pick up your pencil. ●
- 3 Stand up. ●
- 4 Open the window. ●
- 5 Pick up your bag. ●
- Put down your pencil.
- Put down your bag.
- Shut your book.
- Sit down.
- Shut the window.

3  Play *Opposites tennis*.



Open the door!



Shut the door!

6

I can follow instructions in English.



Story lab

READING

I will read a story and learn how to introduce myself.

Hello!

1 Read the story again. Then complete.

1 Hi! I'm _____. I'm _____.



2 Here's _____! She's _____.



2 Read and match. Then ask and answer.

8. 4. 9. 2.

- N-I-N-E
- E-I-G-H-T
- T-W-O
- F-O-U-R

How do you spell 8?

E-I-G-H-T



3 Order and write the questions. Then ask and answer.


1 you? are How

2 What's name? your

3 do How spell that? you


4 old you? How are

I can read a story and learn how to introduce myself.




1 Let's play!

How can I make a toy that floats?

1  Listen to the song and number.

CODE CRACKER 



2  Circle and say. Then tick what is missing from the song.



aeroplane / train



car / boat



aeroplane / boat





train / car


Go aeroplane!

3 Which car gets to school first? Count the blocks and circle.

MATHS ZONE

1 

2 

3 

The blue / yellow / red car gets to school first.

Toy room

VOCABULARY

I will learn toy words.

1 Find and circle 10 toys.



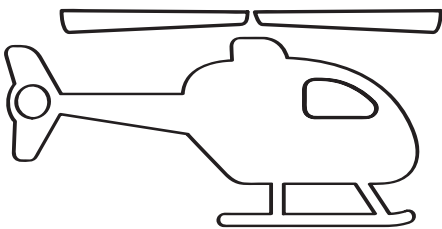
bus card doll ball train octopus aeroplane building blocks boat teddy bear

2 Look and write.



EXTRA VOCABULARY

3 Read, listen and tick . Then colour.



a red helicopter

a blue car


a green van

a red aeroplane

a blue motorbike

a green bus

I can use toy words.



Language lab 1

GRAMMAR 1: IT'S A / AN ...

I will name toy words using
It's a / It's an.

1 Read and match.

1 I am

2 It is

3 What is

4 He is

5 She is

What's

It's

He's

She's

I'm

2 Look and complete.

1 What's this?

It's a teddy bear.

2 What's this?

It's _____ ball.

3 What's this?

_____ an
aeroplane.

4 What's this?

_____ doll.

5 What's this?

It's _____.

3 Make a toy silhouette. Then ask and answer.

What's this?



It's a doll.



Story lab

READING

I will read a story about toys.

Let's play together


1  Make your story book. → page 97

- 1 Order and write the page numbers.
- 2 Complete the story.
- 3 Draw a cover.
- 4 Complete the story review.

2 Look and complete.



- 1 What's this?
It's _____.
- 2 What's this?
It's _____.
- 3 What's this?
It's _____.

3  Make a toy from a box.
Then ask and answer.




What's this?

It's a car.



I can read a story about toys.



Phonics lab

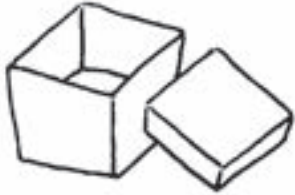
P AND B

I will learn the
p and b sounds.

Colour
me!

1 Look, listen and circle **p** or **b**. Then say.

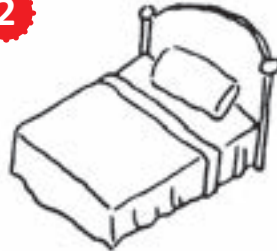
1



p
b

ox

2



p
b

ed

3



p
b

en

4



p
b

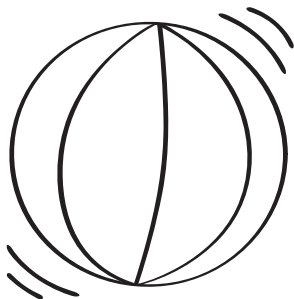
anda

2 Write the missing letters. Then say.

The ____ anda has got a ____ en and a ____ encil.




3 Listen and write the missing letters.
Then read and colour.



1 What's this?
It's a ____ lue ____ all.



2 What's this?
It's a ____ urple ____ arrot.



Experiment lab

ENGINEERING: MATERIALS

I will learn about toy materials.

1 Look and write.

fabric metal
plastic wood



- 1 It's an _____ .
It's made of _____ .



- 2 It's a _____ .
It's made of _____ .



- 3 It's a _____ .
It's made of _____ .



- 4 It's a _____ .
It's made of _____ .

EXPERIMENT TIME

Report

1 Complete the table.

Toy	Material	Float	Sink

2 Write your report.

Float or sink?

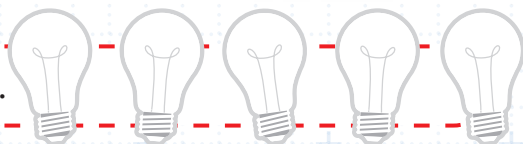
It's a boat. It's made of plastic. It floats.



Float or sink?

It's _____ . It's made of _____ .
It _____ .

I know about toy materials.




Language lab 2

GRAMMAR 2: IT'S A BIG / SMALL ...

I will describe toys.

1 Look, read and number.

- 1 It's a black building block.
- 2 It's a small building block.
- 3 It's a blue building block.
- 4 It's a big building block.



2 Order and write. Then look and write T (True) or F (False).

CODE CRACKER



1 big It's bear. teddy a



2 ball. It's big a




3 a car. small It's



4 red a It's aeroplane.

3 Look at 2. Correct the false sentences.

1 _____ 2 _____



I know!

COMMUNICATION


I will ask and answer about objects.

1  Listen and say
I know or **I don't know**.

I don't know.



2  Look, listen and tick .






3  Ask and answer. Then complete.

What's this?


I don't know.

I know! It's an aeroplane.



It's _____ . It's _____ . It's _____ .

I can ask and answer about objects.



PROJECT AND REVIEW UNIT 1

Make a toy that floats

Project report

1 Tick for your toy.

Type of toy				
bus <input type="checkbox"/>	car <input type="checkbox"/>	aeroplane <input type="checkbox"/>	boat <input type="checkbox"/>	train <input type="checkbox"/>
doll <input type="checkbox"/>	ball <input type="checkbox"/>	teddy bear <input type="checkbox"/>	octopus <input type="checkbox"/>	
building blocks <input type="checkbox"/>		_____ <input type="checkbox"/>		
Size		Material		
big <input type="checkbox"/>	small <input type="checkbox"/>	paper <input type="checkbox"/>	metal <input type="checkbox"/>	
Float or sink?		fabric <input type="checkbox"/>	plastic <input type="checkbox"/>	
float <input type="checkbox"/>	sink <input type="checkbox"/>	wood <input type="checkbox"/>		

2 Complete your project report.



My toy boat

It's a paper boat.

It's orange.

It's small.

It floats!

My toy _____


It's a _____.


It's _____.

It's big / small.

It floats / sinks.






3  Present your report to your family and friends.



This is my toy boat.
It's made of paper.

4 Read, look and number.

- 1 It's made of fabric.
- 2 It's made of wood.
- 3 It's a big toy.
- 4 It's a small toy.
- 5 It floats.
- 6 It sinks.



5  Look at 4. Ask and answer.

What's this?

It's a small train.

6  Read and write. Then complete a clue for your partner.

It's small.

It's plastic.

It's red.

It's _____.

It's _____.

It's _____.

It's _____.

It's a/an _____.