
0	Introduction	p. 4
1	The world	p. 8
2	My family	p. 16
3	School life	p. 24
4	Our pets	p. 32
5	My things	p. 40
6	Active life	p. 48
7	Daily routines	p. 56
8	Free time	p. 64
Student's Book and Workbook iRemember vocabulary lists		p. 72

O

Introduction

The alphabet

1 Wpisz brakujące litery.

Aa Bb Cc Dd Ee Ff 1 _____

2 _____ Ii Jj Kk Ll 3 _____ Nn


Oo Pp 4 _____ 5 _____ Ss 6 _____ Uu

7 _____ Ww 8 _____ 9 _____ Zz

2 Napisz imiona w kolejności alfabetycznej.

Alicia



- 1 _____
- 2 _____
- 3 _____
- 4 _____
- 5 _____




3 Popatrz na zdjęcia i uzupełnij krzyżówkę.

			1 D	
	2		O	
			G	
3		4		

Pionowo ↓



Poziomo →

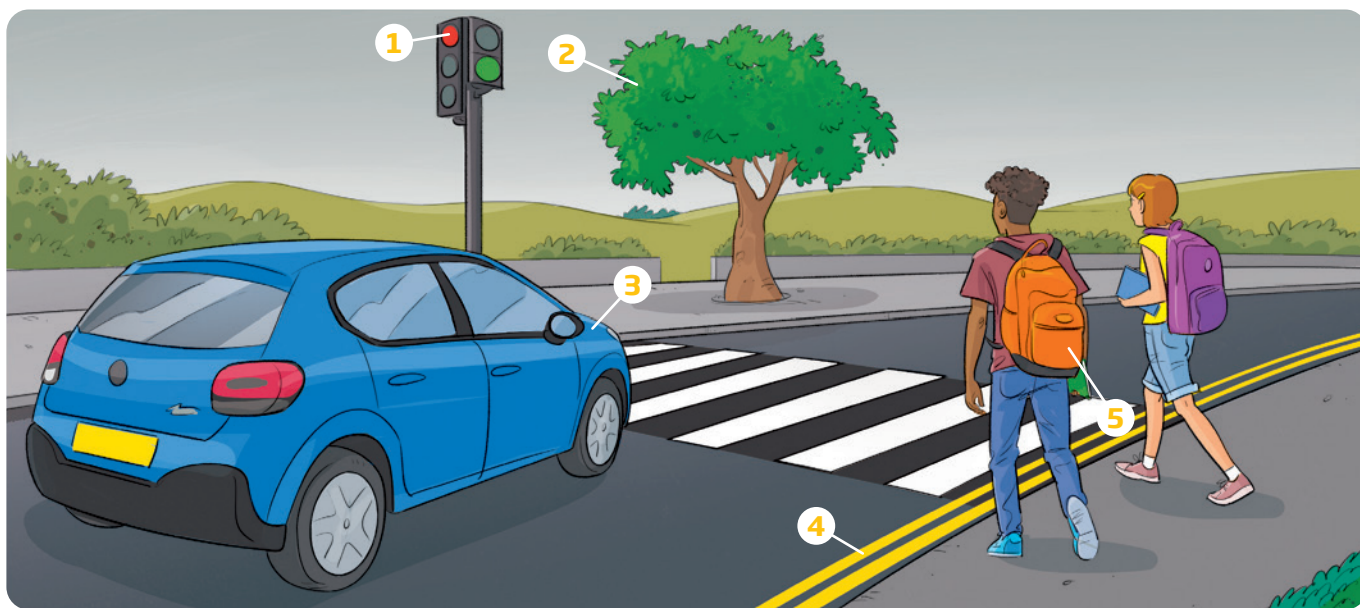


4 Napisz i przeliteruj swoje imię.

Colours

1 Dopasuj kolory na obrazku (1-5) do wyrazów w ramce. Dwa wyrazy podano dodatkowo.

3 blue ___ green ___ grey ___ orange ___ purple ___ red ___ yellow



2 Wpisz brakujące litery.

white

1 b__ack
















2 y__llow

3 re__

4 blu__

5 brow__

3 Popatrz na obrazek i napisz nazwy kolorów.

		+		=		green
1		+		=		_____
2		+		=		_____
3		+		=		_____
4		+		=		_____

4 Napisz, jaki jest twój ulubiony kolor.

Numbers 1-100

1 Wpisz liczby obok podanych wyrazów.

forty 40	1 sixty ____	2 nineteen ____	3 ten ____	4 one hundred ____
5 five ____	6 seventy ____	7 fifty ____	8 thirty ____	9 twenty ____

2 Policz przedmioty i zapisz liczby oraz wyrazy.



4 four



1 _____



2 _____



3 _____



4 _____



5 _____

3 Wybierz poprawne odpowiedzi.



- a eleven
 b twenty-one
 c thirty-one



- 1 a fifty-eight
 b forty-eight
 c eighty-five



- 2 a sixty
 b sixty-six
 c sixteen



- 3 a eighty-six
 b ninety-six
 c sixty-nine



- 4 a fifty-four
 b forty-five
 c forty-four



- 5 a thirteen
 b thirty
 c thirty-three

4 Wykonaj działania i zapisz wyniki słowami.

$22 + 1 =$ **twenty-three**

a $72 - 1 =$ _____

b $45 + 3 =$ _____

c $94 - 2 =$ _____

d $10 + 3 =$ _____

e $60 - 5 =$ _____

f $9 + 3 =$ _____

g $80 + 9 =$ _____








h $20 - 10 =$ _____

Days of the week

1 Dopasuj początki i końcówki słów, by utworzyć nazwy dni tygodnia.

Mo C	1 Wed C	nesday
2 Fr C	3 Sat C	urday
4 Thu C	5 Sun C	esday
6 Tu C		day
		nday
		iday
		rsday

2 Zapisz dni tygodnia w odpowiedniej kolejności.

Monday	1 _____	2 _____	3 _____
			
4 _____	5 _____	6 _____	
			

3 Wybierz poprawne odpowiedzi.

Monday is the day before **Sunday** / **Tuesday**.

1 The day before Thursday is **Friday** / **Wednesday**.

2 The day after Sunday is **Saturday** / **Monday**.

3 The day after Friday is **Thursday** / **Saturday**.

4 The day before Friday is **Tuesday** / **Thursday**.

5 The day before Saturday is **Friday** / **Sunday**.

6 The weekend is **Saturday and Sunday** / **Friday and Saturday**.

Look!



Look!

Saturday + Sunday = the weekend

4 Napisz, jaki dzień jest dzisiaj.

Today is _____.

1

The world

Vocabulary

Countries and nationalities

1 Uzupełnij nazwy państw literami z ramki.

A B C P R T

- Poland 3 __hina
 1 __urkey 4 __ussia
 2 __razil 5 __rgentina

2 Dopasuj zdjęcia (1–5) do nazw państw z ramki.

China France Poland
 the UK the USA Turkey



Turkey



1 _____



2 _____



3 _____



4 _____



5 _____

3 Dopasuj nazwy narodowości (1–6) do państw (a–g).

- Chinese a Russia
 1 Argentinian b Brazil
 2 American c China
 3 Brazilian d France
 4 British e the UK
 5 French f the USA
 6 Russian g Argentina

Look!

the USA: *the United States of America*
 the UK: *the United Kingdom*

4 Dopasuj początki wyrazów do zakończeń, aby otrzymać nazwy narodowości. Jedno zakończenie podano dodatkowo.

Tur C

1 Pol C

2 Fre C

3 Russ C

4 Brazi C

5 Americ C

an

ese

ian

ish

kish

lian

nch

5 Uzupełnij nazwy narodowości brakującymi literami.

Country	Nationality
Brazil	Brazilian
1 France	Fren_____
2 Russia	Russi_____
3 Turkey	Turki_____
4 the USA	Americ_____
5 the UK	Briti_____
6 Argentina	Argentini_____
7 Poland	Poli_____
8 China	Chine_____

6 Popatrz na flagi. Zapisz nazwy państw i narodowości.



Country: **France** Nationality: **French**



1 Country: _____ Nationality: _____



2 Country: _____ Nationality: _____



3 Country: _____ Nationality: _____

7 Wybierz słowo, które nie pasuje do pozostałych.

France Brazil **Turkish**

1 Chinese Poland Russian

2 the UK Argentinian China

3 Turkey Brazilian French

4 Russian the UK the USA

8 **Fast finishers** Quiz time! Wybierz poprawne odpowiedzi.

WHERE IN THE WORLD ???

Paris is in **France** / Russia.

1 Warsaw is in Turkey / Poland.

2 New York is in the USA / the UK.

3 Buenos Aires is in Argentina / Brazil.

4 Ankara is in China / Turkey.

5 London is in the UK / France.



to be affirmative

Long form	Short form
I am ten.	I' m ten.
You are ten.	You' re ten.
He/She/It is ten.	He/She/It' s ten.
We are ten.	We' re ten.
You are ten.	You' re ten.
They are ten.	They' re ten.



Look!

Bruce and I are British.

NOT Bruce and i are British.


1 Popatrz na obrazki. Wybierz poprawne odpowiedzi.



she / we




1 I / they / she



2 they / he / she



3 we / it / I



4 she / it / he



5 you / he / they

2 Wybierz poprawne odpowiedzi.

You **is** / **are** students.

1 We **are** / **is** French.

2 She **am** / **is** from Ankara.

3 They **is** / **are** Polish.

4 I **am** / **are** 11 years old.

5 He **am** / **is** American.

6 It **is** / **am** a winner!

7 You **am** / **are** from Brazil.

3 Napisz zdania, używając podanych wyrazów. Użyj form skróconych.

you / from Argentina **You're from Argentina.**

1 he / from Russia _____

2 it / great _____

3 they / Chinese _____

4 we / Turkish _____

5 you / 12 years old _____

6 I / happy _____

4 Uzupełnij tekst, używając 'm, 're lub is.

Hi, I'm Amelia and

I ¹ _____ Polish.

I'm from Warsaw. Warsaw

² _____ a city in Poland.

Marta and Adam are my friends.

They ³ _____ Polish, too. We ⁴ _____

in class 5A. I ⁵ _____ 11 years old. Marta is

also 11, but Adam ⁶ _____ 10.



5 **Fast finishers** Zaznacz zdania, które są prawdziwe w odniesieniu do ciebie. Zmień pozostałe zdania tak, aby były prawdziwe.

I'm from Argentina.

I'm from Poland.

My teacher is British.

I'm 11 years old.

Saturday is my favourite day.

My best friend is Brazilian.

My favourite colour is red.

My class is 5C.

I'm Turkish.

to be negative



Long form	Short form
I am not Turkish.	I' m not Turkish.
You are not Turkish.	You aren't Turkish.
He/She/It is not Turkish.	He/She/It isn't Turkish.
We are not Turkish.	We aren't Turkish.
You are not Turkish.	You aren't Turkish.
They are not Turkish.	They aren't Turkish.

1 Uzupełnij zdania, używając *am not*, *are not* lub *is not*.

She **is not** from France.

- I _____ 15 years old.
- He _____ from the USA.
- We _____ American.
- You _____ in my class.
- They _____ from the UK.
- Rome _____ a French city.

2 Wybierz poprawne odpowiedzi.

You '**m not** / **aren't** from Argentina.

- We **aren't** / **isn't** in class 3A.
- I **aren't** / '**m not** at home.
- Nick **aren't** / **isn't** at school.
- Jana and Marika **isn't** / **aren't** Chinese.
- The ball **isn't** / **aren't** yellow.
- Brad and I **aren't** / '**m not** in class 3C.


3 Uzupełnij zdania, używając krótkich form przeczących.

You're ten years old.


I'**m not ten years old**.

- We're from the USA.
They _____.
- I'm Russian.
You _____.
- She's happy.
He _____.
- You're Polish.
I _____.
- He's in class 3C.
She _____.
- Sarah is her best friend.
Carly _____.

4 Popatrz na obrazki. Uzupełnij zdania czasownikiem *to be* w odpowiedniej formie. Użyj form skróconych.



It's blue. It **isn't** yellow.



- He _____ in China.
He _____ in France.



- We _____ Brazilian.
We _____ Argentinian.



- They _____ at home.
They _____ at school.



- She _____ in class 3A.
She _____ in class 3B.



- I _____ 11.
I _____ 12.

5 Uzupełnij tekst, używając *is*, *isn't*, *are* lub *aren't*.

Andy and Deniz **aren't** at home. They
¹ _____ (✓) at school. Andy ² _____
 (✓) in class 3B. Deniz ³ _____ (X) in class
 3B. He ⁴ _____ (✓) in class 3D.
 They ⁵ _____ (X) in the same class!
 And Deniz ⁶ _____ (✓) late!

6 **Fast finishers** Uzupełnij zdania tak, aby były prawdziwe w odniesieniu do ciebie.

I'm not **ten** years old. I'm **twelve**.

My friends are _____. They aren't _____.

My favourite colour is _____. It isn't _____.

Saying hello and goodbye

1.1

Saying hello	Saying goodbye
--------------	----------------

Hey!	See you!
Hi!	See you later!
Hello!	Bye!
Hi there!	Bye bye!
Good morning.	Goodbye.



Look!



Good morning



Good afternoon





Good evening

1 Dopasuj dialogi (1–3) do zdjęć (A–D).

- B** **A** Hi, Mum.
B Hi! How are you?

- 1 ___ **A** See you later.
B See you.
 2 ___ **A** Good morning, Mr Ash.
B Good morning, Chloe.
 3 ___ **A** Bye bye, Luke!
B Bye, Dad!



2 Wybierz poprawne odpowiedzi.

- A** Hello!
B **Hi!** / See you!
 1 **A** Hello!
B **Goodbye.** / **Good morning.**
 2 **A** See you later!
B **Good evening.** / **See you!**
 3 **A** Bye bye!
B **Hey!** / **Bye!**
 4 **A** Good morning, Mr Jenkins.
B **Good morning, Ted.** / **Bye, Ted.**
 5 **A** Goodbye.
B **Good afternoon.** / **Goodbye.**
 6 **A** Hey, Josh!
B **Hi, Karen!** / **See you!**

3 Uzupełnij dialogi wyrazami z ramki. Dwa wyrazy zostały podane dodatkowo.

afternoon **hello** hi later morning see



Noah **Hello**, Liam!

Liam ¹ _____, Noah!



Ms Browne Good ² _____, class.

Class Good morning, Ms Browne.



Liam ³ _____ you, Noah!

Noah Bye, Liam!

Reading and writing

1 Uzupełnij słowa brakującymi literami. Niektóre ze słów pisze się od dużej litery.

blue

1 __urkey

3 __ifteen

5 __ussian

7 __welve

9 __merican

2 __ritish

4 __uesday

6 __ellow

8 __onday

10 __aturday

2 Podpisz obrazki słowami utworzonymi z podanych liter.



r n a o e g


orange



g h e i t




d r F a y i



e C h s n i e



h i e t r t n e



r g e n e

Reading

1 Popatrz na zdjęcia. Zdecyduj, czy zdania (1-3) są prawdziwe (P), czy fałszywe (F).

- P The blog is by a boy. 2 ___ The map is the USA.
 1 ___ One photo is a city. 3 ___ One photo is a celebration.



Jason, 12

My city and country

My name's Jason, and I'm from London. London is the capital city of the UK and it's very big – there are 8.9 million people here! London is on a **river** called the Thames. The **bridges** and **buildings** in London are famous. Tower Bridge is an old bridge, and the Shard is a **tall** building.



Tower Bridge

The Shard

The UK isn't one country, it's four countries. The countries are England, Scotland, Wales and Northern Ireland. London is in England. In the UK, people are English, Scottish, Welsh and Irish, but we are all British! English, Welsh and Gaelic are the languages of the UK.

Bonfire Night is a special day in the UK, with **bonfires** and **fireworks**. It's a celebration of British history, and a night for family and friends.

fireworks

bonfire

2 1.2 Przeczytaj tekst i posłuchaj nagrania. Uzupełnij poniższe notatki.



Fact box

Country: the UK	Countries in the UK:
Capital city: 1 _____	5 _____, 6 _____
Number of people: 2 _____	7 _____, 8 _____
Old bridge: 3 _____	Languages: 9 _____
Tall building: 4 _____	10 _____, 11 _____
	Special day: 12 _____

Glossary

bonfire ognisko
 bridge most
 building budynek
 firework fajerwerk
 river rzeka
 tall wysoki

Writing

3 Przeczytaj poniższy tekst. Znajdź cztery błędy związane z użyciem dużych liter i popraw je.



I'm **M**artha and I'm french. My city is paris. It's the capital of france. The language in my country is french. My favourite building in my city is the Eiffel Tower.

4 Przygotuj wpis na blog z informacjami o swoim kraju. Wykorzystaj tekst w ćwiczeniu 3 jako wzór.

I'm _____

Vocabulary

1 Zakreśl nazwy państw.



___/5

2 Popatrz na obrazek. Uzupełnij zdania wyrazami z ramki. Trzy wyrazy podano dodatkowo.

American Argentinian Brazilian British
Chinese French Polish Russian Turkish



Chuck Sadie Maria Ahmet Zhan Rosa

My name's Maria and I'm **Russian**.

This is my football team.

1 Zhan is _____.

2 Sadie is _____.

3 Chuck is _____.

4 Rosa is _____.

5 Ahmet is _____.

___/5

Grammar

3 Dopasuj początki zdań (1–5) do zakończeń (a–f).

- | | |
|------------------------|--------------------|
| I _____ | a USA. |
| 1 You _____ | b are from France. |
| 2 She _____ | c am 11 years old. |
| 3 He's from the _____ | d same class. |
| 4 We're _____ | e is Russian. |
| 5 They're in the _____ | f students. |

___/5

4 Napisz zdania przeczące, używając podanych słów. Użyj form skróconych.

they / from China **They aren't from China.**

1 I / a teacher

2 it / a grey dog

3 she / at home

4 Drake / in my class

5 Sasha and Ola / at school

___/5

Functions

5 Wybierz poprawne odpowiedzi.

A Good morning.

B Good **morning** / hello.

1 A **Hey!** / See you!

B Hi!

2 A I'm late! See you later.

B **Bye** / See you!

3 A **Hello!** / Bye! How are you?

B Hi!

4 A Goodbye!

B Bye **bye** / there!

5 A **Hi** / Good evening.

B Good evening.

___/5

Vocabulary ___/10

Grammar ___/10

Functions ___/5

Total score ___/25