

# WIDER WORLD

SECOND EDITION

Set for learning,  
set for life in  
the real world

Wider World Second Edition prepares teenagers for their life ahead: it equips them with the future skills they will need to enjoy their social lives, pursue their studies and succeed in their careers as citizens of the world.

## New BBC videos

cover the huge diversity of life and culture, expose learners to authentic English, inspire them to develop their language skills, build communicative competence, and fire curiosity in the world outside the classroom.

## Comprehensive teacher support


and resources make teaching intuitive, with minimal preparation. They enable teachers to adapt to the needs of individual students, so every student can achieve their highest potential and flourish in their lives ahead.

## Student's Book with Online Practice & eBook

- Online Practice includes Workbook and Extra Practice Activities with instant marking.
- The eBook brings the Student's Book to life with interactive activities with instant marking, video and audio.

*Wider World Second Edition* is fully accessible on your computer, tablet and mobile phone so that you can enjoy the full functionality of your course wherever you are.


[pearsonenglish.com/widerworld2e](http://pearsonenglish.com/widerworld2e)

 **Learning English with Pearson?**  
Access English language materials to support your learning journey.

**Ready to prove your English skills?**  
Get exclusive preparation materials for Pearson English exams. [pearsonenglish.com/exams-offer](http://pearsonenglish.com/exams-offer)

	GSE	CEFR	Pearson English International Certificate	Benchmark	Cambridge
Starter	10-25	<A1/A1		Benchmark YL Learners Level 1	
Level 1	24-34	A1/A2	Levels A1/1	Benchmark YL Learners Level 2	A2 Key for Schools
Level 2	32-42	A2/A2+	Level 1	Benchmark YL Learners Levels 3/4 Benchmark Test A	A2 Key for Schools
Level 3	40-50	A2+/B1	Levels 1/2	Benchmark YL Learners Levels 4/5 Benchmark Tests A/B1	A2 Key for Schools B1 Preliminary for Schools
Level 4	45-55	B1/B1+	Level 2	Benchmark YL Learners Levels 5/6 Benchmark Test B1	B1 Preliminary for Schools

ISBN 978-1-292-34250-4



WIDER WORLD

SECOND EDITION

1

Student's Book and eBook

with Online Practice

Graham Fruen, Sandy Zervas

Pearson logo

Graham Fruen, Sandy Zervas with Elizabeth Sharman, Jennifer Heath



# WIDER WORLD

SECOND EDITION

Student's Book and eBook with **Online Practice**

# 1



24-34 A1/A2



# See the **WIDER** picture

## Houses in Holambra, Sao Paulo, Brazil

The name of the city of Holambra comes from the words Holland, America and Brazil: Hol-Am-Bra. The city is famous for growing flowers and plants and every year, in the spring, the city welcomes thousands of visitors to the Expoflora. This amazing event is the largest exhibition of flowers, plants and garden design in South America.

Do you have a favourite plant or flower?



# Course Map

Your Student's Book comes with access to:

## ► The Student's eBook



Audio, video and interactive activities with instant marking bring the content of the Student's Book to life in the eBook. It includes everything you need to participate in online lessons.

## ► Online Practice



Online Practice includes Workbook tasks and Extra Practice Activities, with instant marking. You can also find homework tasks and tests assigned to you by your teacher.

***Wider World Second Edition* is fully accessible on your computer, tablet and mobile phone. You can enjoy the full functionality of your course wherever you are.**

You can access your digital components through the Pearson English Portal. See the inside front cover for access details.





## Classroom Lessons



Student's Book



Workbook



## Online Lessons



eBook



## Homework



Workbook



Online Practice



# Contents

Best friends <b>0</b>	<b>0.1 Hello!</b> Subject pronouns   <i>To be</i>   Possessive adjectives   The alphabet   Spelling pp. 6–7		<b>0.2 My things</b> Possessions   Plural nouns   Demonstrative pronouns   Colours p. 8	
	<b>Vocabulary</b>	<b>Grammar</b>	<b>Reading and Vocabulary</b>	<b>Grammar</b>
Who are you? <b>1</b>	Family and people: • Family • Countries and nationalities • Adjectives to describe people pp. 12–13 <b>BBC CULTURE</b> <i>Young geniuses</i>	• <i>Can</i> <b>VIDEO</b> <i>Wider World</i> p. 14	<i>A world of imagination</i> An article about role playing games <b>BBC VIDEO</b> <i>Wider World</i> p. 15	• <i>Have got</i> <b>VIDEO</b> <i>The surprise party</i> <b>SET FOR LIFE</b> Collaboration p. 16
Let's eat! <b>2</b>	Food and drink • Food and drink • Meals pp. 24–25 <b>BBC VIDEO</b> <i>Wider World</i>	• <i>There is/There are + some/any</i> p. 26	<i>A teenage chef</i> An article about a teenage chef <b>BBC VIDEO</b> <i>Wider World</i> p. 27	• Countable and uncountable nouns • Quantifiers <b>VIDEO</b> <i>The picnic</i> <b>BBC VIDEO</b> <i>Wider World</i> p. 28
<b>SET FOR LIFE</b> Collaboration and teamwork: Plan a project in a group <i>Let's work together</i> pp. 34–35				
Daily life <b>3</b>	Routines • Describing routines • Adverbs of frequency • Verb + noun collocations pp. 36–37 <b>BBC CULTURE</b> <i>Same lives, different lives</i>	• Present Simple: affirmative and negative <b>BBC VIDEO</b> <i>Wider World</i> p. 38	<i>My new home</i> An article about living in a new country <b>BBC VIDEO</b> <i>Wider World</i> p. 39	• Present Simple: questions and short answers <b>VIDEO</b> <i>Do you play bowling?</i> <b>SET FOR LIFE</b> Leadership p. 40
Live and learn <b>4</b>	School • Classroom objects • Prepositions of place • School subjects <b>BBC VIDEO</b> <i>Wider World</i> pp. 50–51	• Present Continuous p. 52	<i>Problem? Ask Ella!</i> Online posts about making friends <b>BBC VIDEO</b> <i>Wider World</i> p. 53	• Present Simple and Present Continuous <b>VIDEO</b> <i>Don't panic!</i> <b>SET FOR LIFE</b> Self-management p. 54
<b>SET FOR LIFE</b> Self-management: Be a smart student <i>My study routine</i> pp. 60–61				
The sound of music <b>5</b>	Music • Musical instruments • Types of music <b>BBC VIDEO</b> <i>Wider World</i> pp. 62–63 <b>BBC CULTURE</b> <i>Don't stop the music!</i>	• Comparatives p. 64	<i>The Teenage Challenge</i> An article about a music challenge p. 65	• Superlatives <b>VIDEO</b> <i>The coolest guitar</i> <b>SET FOR LIFE</b> Self-management p. 66
Game on! <b>6</b>	Sport • Sports • Sportspeople • Sports collocations <b>BBC VIDEO</b> <i>Wider World</i> pp. 74–75	• <i>Was/Were</i> • <i>There was/There were</i> p. 76	<i>Sports fun facts</i> Short texts about sports facts p. 77	• Past Simple affirmative: regular and irregular verbs <b>VIDEO</b> <i>The running competition</i> <b>SET FOR LIFE</b> Social responsibility p. 78
<b>SET FOR LIFE</b> Initiative and mindset: Be strong in difficult situations <i>Don't give up!</i> pp. 84–85				
The digital age <b>7</b>	History and technology • Computers and technology • Dates in history pp. 88–89 <b>BBC CULTURE</b> <i>Museums of the future</i>	• Past Simple: negative <b>BBC VIDEO</b> <i>Wider World</i> p. 90	<i>What can you do to help the planet?</i> An article about everyday technology p. 91	• Past Simple: questions and short answers <b>VIDEO</b> <i>How strange!</i> p. 92
Our world <b>8</b>	Geography • Compass points • Continents • Countries • Nature <b>BBC VIDEO</b> <i>Wider World</i> pp. 100–101	• Modal verbs: <i>have to/don't have to, mustn't</i> p. 102	<i>Talking about world languages</i> An article about world languages <b>BBC VIDEO</b> <i>Wider World</i> p. 103	• Articles: first and second mention <b>VIDEO</b> <i>The culture vlog</i> p. 104
<b>SET FOR LIFE</b> Social responsibility: Understand people from different cultures <i>Doing things differently</i> pp. 110–111				
On the go <b>9</b>	Transport and travel • Means of transport • Getting around • Travel collocations <b>BBC VIDEO</b> <i>Wider World</i> pp. 112–113	• Present Continuous for future arrangements p. 114	<i>It's almost holiday time!</i> An article about holidays p. 115	• <i>Be going to</i> for future plans <b>VIDEO</b> <i>Summer plans</i> <b>SET FOR LIFE</b> Self-management p. 116
<b>BBC CULTURE</b> <i>Who needs planes?</i> <b>VIDEO</b> <i>Get on board</i> Visible Thinking: Why do you say that?				

0.3 In my class Imperatives   Classroom language   Object pronouns p. 9		0.4 When is your birthday? Days   Months   Seasons   Cardinal and ordinal numbers   Dates p. 10		0.5 What is the time? Telling the time   Wh-questions   Saying phone numbers p. 11					
Listening and Vocabulary		Speaking		Writing		Revision		Progress Check	
An interview about fashion  p. 17		<b>VIDEO</b> ▶ <i>Nice to meet you</i> Greeting and introducing people  p. 18		A description of a person • <i>and, but</i>  p. 19		Vocabulary Activator p. 20 Revision p. 21		<b>1-3 pp. 48-49</b>  <ul style="list-style-type: none"> <li>• Vocabulary and Grammar: multiple-choice cloze, transformations, open cloze</li> <li>• Speaking: role play</li> <li>• Listening: multiple choice</li> <li>• Reading: note completion</li> <li>• Writing: a blog post</li> </ul>	
Project: a wiki about a famous talented person pp. 22-23									
Conversations about buying food  p. 29		<b>VIDEO</b> ▶ <i>Anything else?</i> Ordering food and drink SET FOR LIFE Communication  p. 30		A recipe • Sequence words  p. 31		Vocabulary Activator p. 32 Revision p. 33			
A radio programme about feelings  p. 41		<b>VIDEO</b> ▶ <i>What's your perfect job?</i> Talking about likes and dislikes  p. 42		A blog post • <i>so and because</i>  p. 43		Vocabulary Activator p. 44 Revision p. 45		<b>1-6 pp. 86-87</b>  <ul style="list-style-type: none"> <li>• Vocabulary and Grammar: open cloze, transformations</li> <li>• Speaking: describe a picture</li> <li>• Listening: note completion</li> <li>• Reading: multiple choice</li> <li>• Writing: a report</li> </ul>	
Project: a video about daily life around the world pp. 46-47									
A radio programme about a boarding school  p. 55		<b>VIDEO</b> ▶ <i>The new video game</i> Polite requests  p. 56		An announcement • Time expressions  p. 57		Vocabulary Activator p. 58 Revision p. 59			
A radio programme about live music <b>BBC VIDEO</b> ▶ Wider World  p. 67		<b>VIDEO</b> ▶ <i>What do you suggest?</i> Suggestions  p. 68		Text messages • Eliminating words in messages  p. 69		Vocabulary Activator p. 70 Revision p. 71		<b>1-9 pp. 124-125</b>  <ul style="list-style-type: none"> <li>• Vocabulary and Grammar: multiple-choice cloze, open cloze, transformations</li> <li>• Speaking: discussion task with visual stimulus</li> <li>• Listening: multiple choice</li> <li>• Reading: matching</li> <li>• Writing: an email</li> </ul>	
Project: a survey about music pp. 72-73									
A radio programme about sports <b>BBC VIDEO</b> ▶ Wider World  p. 79		<b>VIDEO</b> ▶ <i>What are your hobbies?</i> Talking about hobbies and interests  p. 80		A report • Adverbs of degree  p. 81		Vocabulary Activator p. 82 Revision p. 83			
An interview about childhood <b>BBC VIDEO</b> ▶ Wider World  p. 93		<b>VIDEO</b> ▶ <i>I don't agree</i> Agreeing and disagreeing SET FOR LIFE Communication  p. 94		An email • Past time expressions  p. 95		Vocabulary Activator p. 96 Revision p. 97		<b>1-9 pp. 124-125</b>  <ul style="list-style-type: none"> <li>• Vocabulary and Grammar: multiple-choice cloze, open cloze, transformations</li> <li>• Speaking: discussion task with visual stimulus</li> <li>• Listening: multiple choice</li> <li>• Reading: matching</li> <li>• Writing: an email</li> </ul>	
Project: a digital presentation about a museum pp. 98-99									
A conversation about communication problems  p. 105		<b>VIDEO</b> ▶ <i>Do you understand?</i> Checking understanding and clarifying SET FOR LIFE Collaboration  p. 106		'How to' tips • Verbs and prepositions  p. 107		Vocabulary Activator p. 108 Revision p. 109			
Conversations about the weather <b>BBC VIDEO</b> ▶ Wider World  p. 117		<b>VIDEO</b> ▶ <i>Lost in the city</i> Asking for and giving directions  p. 118		An invitation email • Future time expressions  p. 119		Vocabulary Activator p. 120 Revision p. 121		<b>1-9 pp. 124-125</b>  <ul style="list-style-type: none"> <li>• Vocabulary and Grammar: multiple-choice cloze, open cloze, transformations</li> <li>• Speaking: discussion task with visual stimulus</li> <li>• Listening: multiple choice</li> <li>• Reading: matching</li> <li>• Writing: an email</li> </ul>	
Project: a travel plan for a school trip pp. 122-123									



# Best friends

# 0

## VOCABULARY

The alphabet | Possessions | Colours | Classroom language | Days | Months | Seasons | Cardinal and ordinal numbers | Dates | Telling the time

## GRAMMAR

Subject pronouns | *To be* | Possessive adjectives | Plural nouns | Demonstrative pronouns | Imperatives | Object pronouns | *Wh-* questions



## 0.1

## Hello!

Subject pronouns | *To be* | Possessive adjectives | The alphabet | Spelling

- 1 0.1 Watch or listen and read the texts. In pairs, match descriptions 1–4 with photos A–D.

Lena, Noah, Mateo and Mia are good friends. They're fourteen years old. They are in Year 9 at West Green High School in England. They are all in the same class.

- This is Mateo. He's from the USA, but he's in the UK now with his parents. His dad is a musician and his mum is a vet. His hobbies are music and video games. This game is very exciting!
- This is Lena. The people in her family are her mum, her dad and her ten-year-old brother, Adam. Adam is a good brother – most of the time. Lena's favourite hobby is music. Is she good? Yes, she is. She's really good! Her other hobbies are films and TV – lots of TV.
- Here's Noah. His hobbies are art, video games and board games. This board game is his idea. Good job, Noah!
- This is Mia. Her dad is from the UK and her mum is from Jamaica. Mia is very sporty. Her favourite hobby is fashion. Mia's clothes are always nice!



- 2 Study Grammar box A. Which pronouns are not in the texts in Exercise 1?

### GRAMMAR A Subject pronouns

I you he she it we they

- 3 Study Grammar box B. Find examples of *to be* in the texts in Exercise 1.

### GRAMMAR B To be

+	-
I'm (am) Noah. He/She's (is) my friend. You/We/They're (are) good friends.	I'm not (am not) a musician. He/She isn't (is not) sporty. You/We/They aren't (are not) sixteen years old.
?	
Are you sporty? Is she good? Are they from the USA?	Yes, I am./No, I'm not. Yes, she is./No, she isn't. Yes, they are./No, they aren't.

- 4 Complete what the people in Exercise 1 say with *am/m not, is/isn't* and *are/aren't*.

- 1 Lena: Mia *is* very sporty but I \_\_\_\_\_.  
I \_\_\_\_\_ good at music.
- 2 Mia: Lena and I \_\_\_\_\_ in the same class at school.
- 3 Mateo: My mum and dad \_\_\_\_\_ from the UK. My mum \_\_\_\_\_ from Los Angeles and my dad \_\_\_\_\_ from Mexico.
- 4 Noah: Mia \_\_\_\_\_ very good at sports. Mateo and I \_\_\_\_\_ good at video games.

- 5 Replace the words in bold in Exercise 4 with subject pronouns.


1 *She is very sporty ...*

- 6 Make questions with *to be*. Then, in pairs, ask and answer the questions.
- you / from the UK / ?
  - your sister / fourteen / ?
  - you and your friends / in the same class / ?
  - your dad / a musician / ?
  - your friends / good at sports / ?


- 7 Study Grammar box C. Choose the correct option.

### GRAMMAR C Possessive adjectives

I	you	he	she	it	we	they
my	your	his	her	its	our	their

- A: What's my / your name?  
B: It's / My name's Catherine.
  - Look at the girls in the photo. *They're / Their* my friends. *They're / Their* names are Lucy and Tess.
  - This is a photo of my friend Joanna and *she's / her* dog. *Its / Their* name is Luckie.
  - Nico is from the UK. *His / He's* mum is from Italy.
  - A: Is this *your / you* new friend?  
B: Yes, it is. *His / Her* name's Anna.
- 8  0.2 Listen to the alphabet and repeat. Say the alphabet round the class from A to Z. Then from Z to A!



- 9  0.3 Study the Watch out! box. Listen and choose the correct name. Then write and spell your first name and your surname.

#### WATCH OUT!

Jessica = J-E-double S-I-C-A Freddie = F-R-E-double D-I-E

- Ellie / Eli
  - Geri / Jerry
  - Vikki / Vicky
  - Mr Davies / Mr Davis
  - Kailee / Kylie
  - Hanson / Hendon
- I'm \_\_\_\_\_.

### YOUR WORLD

- 10 Make questions with *to be*. Then, in pairs, ask and answer the questions.
- how old / you / ?
  - you / from the USA / ?
  - what / the names of your friends / ?
  - how old / your best friend / ?
  - your school / big / ?
- A: *How old are you?* B: *I'm ...*





- In pairs, look at the pictures and read the text. Choose the correct option. The fight is about their *things* / *room*.
- 0.4 Study the Vocabulary box. Tick (✓) the things you can see in the pictures.

**VOCABULARY** Possessions

- bag    bike    book    camera    diary  
 key    mobile phone    mug    skateboard  
 T-shirt    wallet    watch

- Study Grammar box A. Write the plural form of the words in the Vocabulary box.

**GRAMMAR A** Plural nouns

- Regular**  
 apple → apples   baby → babies   cat → cats  
 class → classes   match → matches   monkey → monkeys
- Irregular**  
 man → men   woman → women   child → children

- Study Grammar box B. Choose the correct option.

**GRAMMAR B** Demonstrative pronouns

- |                 |        |                   |
|-----------------|--------|-------------------|
| <b>Singular</b> |        | <b>Plural</b>     |
| this ↓          | that → | these ↓   those → |

- That* / *Those* books are very good.
- Is *this* / *these* your watch?
- That* / *Those* boy is in our class.
- This* / *These* mobile phones are new.
- Are *this* / *these* our desks?
- That* / *Those* T-shirts are very big!

- In pairs, look at the pictures in Exercise 1 and find something:

- |            |            |
|------------|------------|
| 1  red.    | 5  brown.  |
| 2  yellow. | 6  black.  |
| 3  blue.   | 7  orange. |
| 4  green.  | 8  white.  |

*This T-shirt is blue. This ...*

**YOUR WORLD**






- In pairs, ask and answer about your things. Use the ideas below and add your own.

bike   mobile phone   school bag   watch

A: *What colour is your school bag?*  
 B: *It's blue.*

1 0.5 Match sentences 1–6 with pictures A–F. Listen and check.

- 1  Open your book.
- 2  Don't talk.
- 3  Sit down!/Stand up.
- 4  Don't write in your textbook.
- 5  Look at the board.
- 6  Put your hand up.



2 Study Grammar box A. Find another example of a negative imperative in Exercise 1.

### GRAMMAR A Imperatives

+

Sit down.  
Close your book.

-

Don't talk.  
Don't look at the answers.

3 Complete the class rules with the verbs below.

be do look talk write

### Class rules: English

- ✓ 1 *Talk* in English, please.
- ✓ 2 \_\_\_\_\_ in your notebook.
- ✓ 3 \_\_\_\_\_ your homework.
- ✗ 4 *Don't look* at your phone in class.
- ✗ 5 \_\_\_\_\_ late.
- ✗ 6 \_\_\_\_\_ in your language.

4 0.6 Listen and follow the instructions.

5 0.7 Match questions 1–4 with answers a–d. Listen and check.

- 1  What is the English word for 'amigo'?
- 2  Excuse me, which page are we on?
- 3  What's the spelling of 'exercise'?
- 4  What's the homework?

- a Exercise 5 on page 6.    c E-X-E-R-C-I-S-E.  
b Friend.    d Page 7.

6 Study Grammar box B. Complete the sentences with object pronouns.

### GRAMMAR B Object pronouns

I	you	he	she	it	we	they
me	you	him	her	it	us	them

- 1 Wow! Listen to *her*! She's a fantastic singer!
- 2 Pierre is from Paris. Talk to \_\_\_\_\_ in French.
- 3 Give \_\_\_\_\_ the key, please.
- 4 Mum and I are on holiday, but Dad isn't with \_\_\_\_\_.
- 5 Thanks for your help. This present is for \_\_\_\_\_!
- 6 Don't look at your phone in class! Put \_\_\_\_\_ in your bag.
- 7 Those are my sandwiches. Don't eat \_\_\_\_\_!

### YOUR WORLD

7 Ask your teacher two questions from Exercise 5.

*What is the English word for 'muzika'?*










1 0.8 Complete the days of the week with the missing letters. Listen and check.

- |             |            |
|-------------|------------|
| 1 Monday    | 5 F__day   |
| 2 T__sday   | 6 S_t_rday |
| 3 We__esday | 7 S__day   |
| 4 ___rday   |            |

2 0.9 Complete the calendar with the months below. Listen and check.

August February May November



3 In pairs, write the months for each season. Use the pictures in Exercise 2 to help you.

- Summer: June , \_\_\_\_\_ , \_\_\_\_\_  
 Autumn: \_\_\_\_\_ , \_\_\_\_\_ , \_\_\_\_\_  
 Winter: \_\_\_\_\_ , \_\_\_\_\_ , \_\_\_\_\_  
 Spring: \_\_\_\_\_ , \_\_\_\_\_ , \_\_\_\_\_

4 Count around the class.

- Count backwards from 30 to 0: *30, 29, ...*
- Count to 30 in twos: *2, 4, 6, ...*
- Count to 36 in threes: *3, 6, ...*
- Count to 50 in fives: *5, 10, ...*

5 0.10 Study the Watch out! box. Listen and write the numbers you hear in words and numbers.

**WATCH OUT!**

300 = three hundred (**not** three hundreds)  
 511 = five hundred and eleven  
 4,000 = four thousand (**not** four thousands)  
 8,921 = eight thousand, nine hundred and twenty-one

- |                        |         |
|------------------------|---------|
| a <i>thirteen - 13</i> | e _____ |
| b _____                | f _____ |
| c _____                | g _____ |
| d _____                | h _____ |

6 Write the ordinal numbers in words.

- |                  |            |
|------------------|------------|
| 1st <i>first</i> | 9th _____  |
| 2nd _____        | 12th _____ |
| 3rd _____        | 20th _____ |
| 4th _____        | 21st _____ |
| 5th _____        | 26th _____ |
| 8th _____        | 30th _____ |

7 0.11 Study the Watch out! box. Listen and choose the date you hear.

**WATCH OUT!**

In British English, we write *1 November*. We say 'November the first' or 'the first of November'.

- |                 |               |
|-----------------|---------------|
| 1 a 1 January   | b 11 January  |
| 2 a 13 March    | b 30 March    |
| 3 a 29 July     | b 20 July     |
| 4 a 13 October  | b 30 October  |
| 5 a 21 December | b 23 December |

**YOUR WORLD**

8 In pairs, ask and answer the questions.

- What day of the week is it today?
- What is today's date?
- What's your favourite day of the week?
- What's your favourite month and season?
- When's your birthday?



**1** **0.12** Look at the clocks in photos 1–6 and complete the times. Listen and check.

- 1 It's *eleven* o'clock.
- 2 It's half past \_\_\_\_\_ ./  
It's seven thirty a.m.
- 3 It's a quarter to \_\_\_\_\_ ./  
It's \_\_\_\_\_ forty-five p.m.
- 4 It's ten \_\_\_\_\_ one.
- 5 It's \_\_\_\_\_ to \_\_\_\_\_ ./  
It's five fifty-five p.m.
- 6 It's twenty-five \_\_\_\_\_ .

**2** **0.13** Listen and write the times.

- |                    |         |
|--------------------|---------|
| 1 <i>3.00 p.m.</i> | 4 _____ |
| 2 _____            | 5 _____ |
| 3 _____            | 6 _____ |

**3** Order the words to make questions.

- 1 your / what / name / is / ?  
*What is your name?*
- 2 where / you / from / are / ?  
\_\_\_\_\_
- 3 is / when / birthday / your / ?  
\_\_\_\_\_
- 4 who / best friend / your / is / ?  
\_\_\_\_\_
- 5 are / how old / you / ?  
\_\_\_\_\_
- 6 your / what / favourite thing / is / ?  
\_\_\_\_\_
- 7 phone number / is / what / your / ?  
\_\_\_\_\_

**4** **0.14** Complete the interview with questions from Exercise 3. Listen and check.

- A: <sup>a</sup> *What is your name?*  
 B: I'm Lucy.  
 A: <sup>b</sup> \_\_\_\_\_  
 B: I'm fourteen.  
 A: <sup>c</sup> \_\_\_\_\_  
 B: Dundee, a city in Scotland.  
 A: <sup>d</sup> \_\_\_\_\_  
 B: It's on 18 February.  
 A: <sup>e</sup> \_\_\_\_\_  
 B: 032744 6519.  
 A: <sup>f</sup> \_\_\_\_\_  
 B: A girl called Becca. She's in my class at school.  
 A: <sup>g</sup> \_\_\_\_\_  
 B: Probably my phone.



**5** Study the Watch out! box. Then, in pairs, take it in turns to say the phone numbers.

**WATCH OUT!**  
 We write *032744 6519*.  
 We say 'oh three two seven double four, six five one nine'.

- |               |               |
|---------------|---------------|
| 1 07855 6693  | 3 020 583 714 |
| 2 883 295 041 | 4 912 447 653 |

**YOUR WORLD**

**6** In pairs, ask and answer the questions in Exercise 3. Tell the class three interesting things about your partner.



# Who are you?

# 1



## VOCABULARY

Family | Countries and nationalities | Adjectives to describe people | Personality adjectives | Clothes and footwear

## GRAMMAR

Can for ability | Have got

## My amazing family!

Hi, I'm Julia. I'm fourteen and I'm Brazilian American. Here are some of my favourite family photos.



That's me in the middle with my little sister Lara. My mum's name is Marcia. She's from Brazil. My dad's name is Chris. He's American.



My mum's side of the family are all crazy about football – or perhaps they're just crazy. 😊 This is my uncle João and my cousin Gabriel.



You're never too old to try something new! This is my my grandpa Bill and my grandma Betty (my dad's parents) on holiday in France.



My auntie Emma (my dad's sister), her British husband Ed and my little cousin Leo. Leo: 'Look, daddy, I'm an aeroplane!'

## 1.1

## Vocabulary

### Family and people

- 1 Look at the photos and read the texts above. How many people are there in Julia's family? What are their names?

- 2 1.1 Write the words from Vocabulary box A in the correct column. Listen and check.

**VOCABULARY A** Family

aunt brother cousin daughter father grandfather  
grandmother husband mother parents sister son  
uncle wife

♀	♂	♀ ♂
<i>aunt</i>	<i>brother</i>	

- 3 Find other words in the texts in Exercise 1 for these words.

- 1 aunt *auntie*                      4 grandfather \_\_\_\_\_  
2 mother \_\_\_\_\_                5 grandmother \_\_\_\_\_  
3 father \_\_\_\_\_

- 4 Study the Watch out! box. Then make sentences with 's or '. Who says these sentences?

**WATCH OUT!**

We use 's and ' to talk about possession.

**Singular:** *Julia's mother is Brazilian. Her uncle's hair is brown.*

**Plural:** *Her grandparents' home is in Los Angeles.*

*Her cousins' names are Leo and Gabriel.*

- 1 our mum / name / is / Marcia  
*Our mum's name is Marcia. (Julia and Lara)*  
2 my husband / name / is / Chris  
3 my son / favourite team / is / São Paulo FC  
4 my parents / names / are / Emma and Ed  
5 our son / costume / is / funny  
6 our grandparents / favourite country / is / France

- 5 Ask your classmates about their family.

What	brother	name	
Who	sister	favourite TV show	?
When	dad	favourite singer	
	mum	birthday	

A: *What's your brother's favourite TV show?*

B: *My brother's favourite TV show is ...*

- 6 1.2 **I KNOW!** Complete Vocabulary box B with countries and nationalities from the texts in Exercise 1. Listen and check. Can you add more countries and nationalities?

**VOCABULARY B** Countries and nationalities

<sup>1</sup>*Brazil* – Brazilian      Italy – Italian      the UK – <sup>3</sup> \_\_\_\_\_  
China – Chinese      Japan – Japanese      the USA – <sup>4</sup> \_\_\_\_\_  
<sup>2</sup> \_\_\_\_\_ – French      Poland – Polish      Turkey – Turkish  
Germany – German      Spain – Spanish

- 7 In pairs, ask and answer the questions. Then think of more questions to ask your partner.

- 1 What nationality is the actor Daniel Radcliffe?  
2 What nationality is the singer Rosalía?  
3 What nationality is the tennis player Serena Williams?  
4 Where is pizza from?  
5 Where is sushi from?  
6 What's your favourite food? Chinese? Turkish? Something else?

- 8 1.3 **WORD FRIENDS** In pairs, check you understand the words below. Then write them in the correct column. Some words can go in more than one column. Listen and check.

big blonde blue brown dark green  
grey long old red short slim small  
tall young

Eyes	Hair	General appearance
<i>big</i>	<i>blonde</i>	<i>old</i>

- 9 Look at the photos and texts in Exercise 1 and correct the sentences.

- 1 Gabriel's eyes are blue.  
*Gabriel's eyes aren't blue. They're brown.*  
2 Julia's hair is short.  
3 Leo is old.  
4 Betty's hair is dark.  
5 Ed is short.  
6 Bill is young.  
7 Leo is tall.  
8 Lara's hair is blonde.

- 10 In pairs, ask and answer questions about the people in your class. Use the words in Exercise 8 to help you.

A: *She's tall. Her eyes are green and her hair is very long.*

B: *Is it Elif?*

A: *Yes, it is.*

**YOUR WORLD**

- 11 In pairs, take it in turns to say sentences about people in your family. Your partner guesses if your sentences are true or false.

A: *My aunt's name is Susanna. She's Spanish.*

B: *True.*

A: *No, it's false. She isn't Spanish. She's Italian.*



Can

- 1 1.4 In pairs, match each of the photos A–D in the blog with one of the words or phrases below. Read and check.

fly jump play tennis run stay under water  
sing speak a foreign language swim

- 2 Study the Grammar box. Read the text again and complete the sentences below with *can* or *can't*.

GRAMMAR Can

We use *can* and *can't* to talk about abilities.

+	-
They <b>can</b> dance.	She <b>can't</b> fly.
?	

Can he speak English? Yes, he **can**./No, he **can't**.  
How many languages **can** you speak?

GRAMMAR TIME > PAGE 126

- Miralem **can** speak Italian.
- Tom \_\_\_\_\_ stay under water for a long time.
- Aniek \_\_\_\_\_ walk, but she \_\_\_\_\_ play tennis.
- Tara \_\_\_\_\_ fly, but she \_\_\_\_\_ jump.

- 3 1.5 Guess what these famous people can or can't do. In pairs, make sentences with *can* or *can't*. Listen and check.

- Katy Perry / sing / fly a plane  
*Katy Perry can sing, but she can't fly a plane.*
- Beyoncé / speak Japanese / dance
- Mo Salah and Kylian Mbappé / play football / jump six metres
- Leonardo DiCaprio / speak Chinese / speak German
- Lady Gaga / cook Italian food / stay under water for twenty-two minutes

- 4 Write six questions with *can* and the words/phrases in A and B below.

A you your brother/sister your friend  
your parents

B dance jump three metres sing speak English  
speak three languages swim one kilometre  
stay under water for one minute

Can you dance?

Can your parents speak English?

AIDA'S BLOG  
Amazing people




**Tara Davis** is a young Californian athlete. She can't fly, but she can jump 6.73 metres!



**Tom Sietas** is from Germany. He can stay under water for twenty-two minutes and twenty-two seconds.



**Aniek van Koot** is from the Netherlands. She can't walk, but she can play tennis in her wheelchair.



**Miralem Pjanić** is a Bosnian footballer. He can play football really well, and he can also speak six languages, including French, German and Italian.

Comments

Marilo, 19.17: Hi, Aida. Can you sing?

REPLY Aida, 19.20: No, I can't. 😞

Amal, 19.39: Can Miralem Pjanić speak English?

REPLY Aida, 19.50: Yes, he can.

Amal, 19.54: How many languages can you speak, Aida?

REPLY Aida, 19.58: I can speak two languages – English and Arabic.

VIDEO



WIDER WORLD


- 5 2 Watch four people talking about the things they can or can't do. Write down the things they mention.

- 6 In pairs, ask and answer the questions in Exercise 4.

A: Can you dance? B: No, I can't, but I can sing.

# A WORLD OF IMAGINATION

It's Saturday morning. I'm in a forest. It's full of people in strange costumes. Who are they and why are they here? Fifteen-year-old Megan from Manchester is here to answer my questions.



## So Megan, who are these people?

They're LARPerS. LARP, or Live Action Role Play, is a type of game. You can be a character from a film or create your own character, and then act in an exciting story with other people.

## Who is your character?

My character today is called Dragora. She's a forest queen with long grey hair. She's 100 years old, but her face is young. She's clever and brave, and she can ride dragons.

## Are you like Dragora?

Ha ha, very funny! No, I'm not! In real life, I'm quiet and nervous. And my hair isn't grey – it's brown!

## Why is LARP popular?

It's popular because you can leave the real world and enter a new world – a world of imagination. It's a great way to make friends – young and old. Everybody is friendly and kind.

## Who is it popular with?

It's popular with people of all ages and all over the world!

- Who is your favourite book or film character? Discuss in pairs.
- 1.6 Look at the photos and read the article quickly. Choose the correct answer.  
LARP is a type of  
a film.    b game.    c character in stories.
- Read the article again. Mark the sentences T (true) or F (false).
  - Megan is a teenager.
  - Dragora's hair is short.
  - Dragora is a young girl.
  - Megan is different from Dragora.
  - It's easy to make friends at a LARP.
  - LARP is popular only in the UK.
- 1.7 Study the Vocabulary box. Find six of the adjectives in the article. Then write sentences to describe you and people in your family.

### VOCABULARY Personality adjectives

brave clever confident friendly funny  
kind nervous quiet relaxed shy

*I'm quiet and friendly.*

*My uncle Sam is funny. He isn't quiet!*

### VIDEO



### WIDER WORLD

- 3 Watch eight people talking about their appearance and personality. Write down the personality adjectives they mention.
- In pairs, take it in turns to describe your favourite book or film character. Use adjectives from the Vocabulary box. Can your partner guess your character?
 

A: *His hair is black and his eyes are green. He's brave and clever. He's in films and books.*

B: *Is it Edward Cullen?*

A: *No, it isn't. One of his friends is called Thalia Grace.*

B: *Is it Percy Jackson?*

A: *Yes, it is!*



## VIDEO



## THE SURPRISE PARTY

Mia: Hello, Mrs Taylor.  
 Mrs T: Hi, come in! Have you got everything for the party?  
 Mia: Yes, we have. Where's Lena?  
 Mrs T: She's at her guitar lesson. She's usually back by six, so you haven't got much time. Oh, and she hasn't got her key with her, so listen for the doorbell!  
 Mia: OK. I've got the present. Have you got the drinks, Noah?  
 Noah: Yes, I have. I've got the balloons too.  
 Mia: Great!  
 Noah: What about food?  
 Mia: Mateo's got an app for a pizza delivery restaurant.  
 Mateo: Pizza-To-Your-Door. Their pizzas are amazing! So, one extra large Margherita ... to 14 Park Street. Ready in twenty minutes. Perfect!  
 Mia: Good teamwork, guys!  
*Later ...*  
 Mia: That's Lena. Quick, everybody, get ready.  
 Noah: I'm nervous!  
 Mateo: Shh, be quiet.  
 All: Surprise!  
 Lena: Hello, everybody.



Mateo: Oh, Hi, Lena. Happy birthday!  
 Mia: Sorry about the pizza!  
 Lena: Never mind – I've got my friends! What a lovely surprise!

## 1 4 1.8 Watch or listen and answer the questions.

- Where are Mia, Noah and Mateo? Why?
- What's the problem at the end of the story?

## SET FOR LIFE



2 What is important for good teamwork? Discuss in groups. Look at the ideas below and choose your top two. Are you a good team player?

- listen to others
- share the work
- ask questions
- work hard

3 Study the Grammar box. Find more examples of *have got* in the dialogue.GRAMMAR *Have got*

+

I've got (have got) the balloons.

He's got (has got) an app.

?

Have they got food? Yes, they have./No, they haven't.

Has Lena got a piano lesson? Yes, she has./No, she hasn't.

What have you got?

-

I haven't got (have not got) the present.

She hasn't got (has not got) a pizza.

4 1.9 Complete the text with the correct form of *have got*. Listen and check.

Lena Taylor <sup>1</sup>'s got blonde hair and blue eyes. She <sup>2</sup>\_\_\_\_\_ a sister, but she <sup>3</sup>\_\_\_\_\_ a brother, Adam. The Taylors <sup>4</sup>\_\_\_\_\_ a nice house. Her friends are there now because it's Lena's birthday today. They <sup>5</sup>\_\_\_\_\_ a cake, but they <sup>6</sup>\_\_\_\_\_ a present for her.

5 Make questions with *have got*. In pairs, ask and answer the questions.

- Lena / a guitar lesson / ?  
*Has Lena got a guitar lesson?*
- Lena / her key / ?
- Noah / the drinks / ?
- Mateo / the balloons / ?
- Lena's friends / a present for Lena / ?

## YOUR WORLD

## 6 In pairs, ask and answer questions about what your partner and his/her best friend have got. Use the ideas below. Then tell the class three facts about your partner.

a bike a camera a key to your home  
 a lot of cousins a pet brothers or sisters  
 friends in another country

## Fashion

- 1 Look at the photos and read the blog. In your opinion, which person (A–D) has got great style?
- 2 1.10 Listen and match the names with photos A–D.
- 1  Duncan                      3  Elisa  
2  Marc                            4  Donna
- 3 1.10 Listen again and choose the correct answer.
- 1 Donna's sunglasses are from  
a a shop.    b a market.    c a friend.
- 2 Elisa's boots are  
a Spanish.    b Italian.    c British.
- 3 Duncan is  
a an actor.    b a singer.    c a student.
- 4 Marc's bike is from  
a Germany.    b France.    c the USA.
- 4 1.11 Study the Vocabulary box. Look at the photos in the blog and choose the correct option.

## VOCABULARY Clothes and footwear

## Clothes

dress jacket jeans shirt shorts skirt sweater  
sweatshirt T-shirt tracksuit trousers

## Footwear

boots shoes trainers

## Other

hat (sun)glasses

- 1 Duncan has got a blue sweater / jacket a white T-shirt / tracksuit and a dark green shirt / hat.
- 2 Donna has got a red and black skirt / shirt, blue sunglasses / trainers and black boots / shoes.
- 3 Elisa has got a black jacket / sweatshirt and black trainers / boots.
- 4 Marc has got a white T-shirt / hat, blue trousers / shorts and white trainers / glasses.
- 5 1.12 Listen to Chrissy. Listen again and write down what you hear. Then make similar sentences about yourself.
- 6 1.13 Order the words to make compliments. Listen and check.
- 1 trainers / your / are / really cool / !  
2 style / you / great / 've got / !  
3 fantastic / your shirt / is / !  
4 colour / really nice / it's a / !

CHRISSEY'S  
FASHION  
BLOG

Hi, and welcome to my blog! Today I've got my camera and I'm on the streets of Bristol. Wow, this is a really fashionable city!

YOUR  
WORLD

- 7 In pairs, make compliments about your partner's clothes. Use Exercise 6 to help you.

A: *Your glasses are great!*

B: *Thanks! Your sweater is really nice!*

## VIDEO



## NICE TO MEET YOU

- Lena: Hey, Adam. I've got tickets for a basketball game on Saturday. It's my favourite team, the Shooting Stars, against the Flying Tigers. Are you interested?
- Adam: The Flying Tigers? Yes, of course! They're awesome!
- Lena: No, Adam. The Stars are awesome! ... Oh, here's Mia.
- Mia: Hi, Lena. How's it going?
- Lena: I'm fine, thanks. And you?
- Mia: I'm good.
- Lena: Dad, this is my friend, Mia. Mia, this is my dad.
- Dad: Hi, Mia. Good to meet you.
- Mia: Nice to meet you too, Mr Taylor.
- Lena: This is Adam, my brother.
- Adam: Hi, Mia.
- Mia: Hi.
- Lena: Mia, are you free on Saturday? I've got tickets for a basketball game.
- Adam: Hey! What about me?
- Lena: It's OK, Adam. I've got three tickets. So Mia? It's the Shooting Stars ...
- Adam: ... against the Flying Tigers.



- Mia: Wow! Yes, please. The Tigers are awesome!
- Adam: Yes!
- Lena: Nooo!

## SOUNDS GOOD!

Are you free? • Wow!

## 1 What is your favourite thing to do at the weekend? Compare with your classmates.

go to a football game   go to a shopping centre  
go to a sports centre   go to the cinema   go to the park

## 2 5 1.14 Watch or listen and choose the correct option.

- Lena's got tickets for a *basketball* / *football* game.
- Adam *is* / *isn't* free on Saturday.
- Mia *can* / *can't* go to the game.

## 3 Study the Speaking box. Find examples of the phrases in the dialogue.

## SPEAKING Greeting and introducing people

Hello! Hi!  
How are you? How's it going?  
I'm fine/good, thanks.  
And you?  
My name's ... I'm ...  
Good/Nice to meet you.  
This is my brother/my friend.  
Bye. Goodbye. See you (later).

## 4 1.15 Complete the dialogue with the words below. Listen and check.

bye fine hi how meet name nice see this

- Becca: Hello, Ajay!
- Ajay: <sup>1</sup>*Hi*, Becca. How's it going?
- Becca: I'm good, thanks. <sup>2</sup>\_\_\_\_\_ are you?
- Ajay: I'm <sup>3</sup>\_\_\_\_\_.
- Becca: <sup>4</sup>\_\_\_\_\_ is my mum.
- Ajay: Hi, Mrs Porter. Good to <sup>5</sup>\_\_\_\_\_ you. My <sup>6</sup>\_\_\_\_\_ 's Ajay.
- Mrs P: Hi, Ajay. <sup>7</sup>\_\_\_\_\_ to meet you too.
- Becca: Sorry, we can't stop. We're late for our train.
- Ajay: Oh, OK. <sup>8</sup>\_\_\_\_\_!
- Becca: Goodbye!
- Mrs P: <sup>9</sup>\_\_\_\_\_ you, Ajay!

## 5 In groups of three, practise the dialogue in Exercise 4.

## YOUR WORLD

## 6 In groups of three, have a conversation. Follow the steps below. Then swap roles.

- You meet at the park.
- Student A: greet Student B.
- Student B: introduce Student C to Student A.
- Student B: say that you're late for ... (dinner/your music lesson/school).
- Say goodbye.



## A description of a person

1 Read the texts. In pairs, tick (✓) the things Robert and Sandra mention.

- 1  personality
- 2  nationality/languages
- 3  hobbies
- 4  appearance
- 5  age/occupation
- 6  family

2 Study the Writing box. Find examples of the phrases in the texts.

### WRITING A description of a person

#### PARAGRAPH 1

##### Introduce the person

- 1 My hero is ...
- My favourite sports star/actor is ...

##### Age/Occupation

- 2 He's thirteen and he's a student.
- She's a famous TV presenter.

##### Nationality/Languages/Family

- 3 She's from Sweden.
- She can speak two languages.
- He's married and he's got two children.

##### Appearance

- 4 She's got fair hair and blue eyes.
- He's tall and slim.
- He's got glasses.

#### PARAGRAPH 2

##### Personality/Positive things about the person

- 5 He's got a difficult life, but ...
- She's brave/clever/friendly.
- He's a great person.

3 Study the Language box. Find examples of *and* or *but* in the texts. Then combine the sentences with *and* or *but*.

### LANGUAGE *and, but*

She can dance. She can sing too.  
She can dance **and** she can sing.  
He can dance. He can't sing.  
He can dance, **but** he can't sing.

- 1 She can run. She can't swim.  
*She can run, but she can't swim.*
- 2 He's got dark hair. He's got brown eyes.
- 3 She's quiet. She's very funny.
- 4 His mother's Italian. He can't speak Italian.

### My hero by Robert

1 My hero is my friend Joel.  
2 He's thirteen years old and  
3 he's a student at my school.  
4 He's English, but his mother's  
5 from Spain. Joel is tall and  
6 slim, and he's got dark hair.

Life is very difficult for Joel. He's a good student, but he's got big problems with his health and he's often not at school. But Joel is very brave and he's always very happy, friendly and funny. That's why he's my hero.



### My hero

by Sandra



1 My hero is Greta Thunberg.  
2 She's a student from Sweden,  
3 but she can speak English  
4 really well. Her mother is a  
5 famous opera singer and her  
6 father is an actor. She's got a  
7 younger sister, but she hasn't  
8 got a brother. Greta is quite  
9 small and she's got fair hair  
10 and blue eyes.

Greta is my hero because she's very brave and she can talk about the future of our planet to important people. She's the leader of School Strikes for Climate – millions of schoolchildren from all continents are part of it. Now we've all got a voice – that's why she's a great person.

### WRITING TIME

4 Write a description of your hero.

#### 1 Find ideas

Make notes for your description. Think about:

- age, occupation and nationality.
- family, languages and appearance.
- personality.

#### 2 Plan

Organise your ideas into paragraphs. Use the texts in Exercise 1 to help you.

#### 3 Write and share

- Write a draft description. Use the Language box and the Writing box to help you.
- Share your description with another student for feedback.
- Write the final version of your description.

#### 4 Check

- Check language: are *and* and *but* correct?
- Check grammar: are the forms of *to be*, *have got* and *can* correct?

# Vocabulary Activator

## WORDLIST

1.16

### Family

aunt (n)  
brother (n)  
cousin (n)  
daughter (n)  
father (n)  
grandfather (n)  
grandmother (n)  
husband (n)  
mother (n)  
parent (n)  
sister (n)  
son (n)  
uncle (n)  
wife (n)

### Countries and nationalities

American (adj)  
Brazil (n)  
Brazilian (adj)  
British (adj)  
China (n)  
Chinese (adj)  
France (n)  
French (adj)  
German (adj)  
Germany (n)  
Italian (adj)  
Italy (n)  
Japan (n)

Japanese (adj)  
Poland (n)  
Polish (adj)  
Spain (n)  
Spanish (adj)  
the UK (n)  
the USA (n)  
Turkey (n)  
Turkish (adj)

### Word friends (appearance)

#### Eyes

big (adj)  
blue (adj)  
brown (adj)  
dark (adj)  
green (adj)  
small (adj)

#### Hair

blonde (adj)  
brown (adj)  
dark (adj)  
grey (adj)  
long (adj)  
red (adj)  
short (adj)

#### General appearance

big (adj)  
old (adj)  
short (adj)

slim (adj)  
small (adj)  
tall (adj)  
young (adj)

### Personality adjectives

brave (adj)  
clever (adj)  
confident (adj)  
friendly (adj)  
funny (adj)  
kind (adj)  
nervous (adj)  
quiet (adj)  
relaxed (adj)  
shy (adj)

### Clothes and footwear

boots (n)  
dress (n)  
hat (n)  
jacket (n)  
jeans (n)  
shirt (n)  
shoes (n)  
shorts (n)  
skirt (n)  
(sun)glasses (n)  
sweater (n)  
sweatshirt (n)  
T-shirt (n)

tracksuit (n)  
trainers (n)  
trousers (n)

### Extra words

age (n)  
auntie (n)  
birthday (n)  
children (n)  
cool (adj)  
dad (n)  
favourite (adj)  
friend (n)  
grandma (n)  
grandpa (n)  
home (n)  
house (n)  
jump (v)  
mum (n)  
name (n)  
nice (adj)  
party (n)  
people (n)  
person (n)  
speak a foreign language  
walk (v)

## 1 Use the wordlist to find these things.

- six pairs of family members  
*mother and father, ...*
- the opposites of *big*, *old* and *tall*
- three words for footwear
- five hair colours
- two things you wear on your head

## 2 Complete the sentences in the quiz with a country or nationality from the wordlist. Go to page 136 and check your answers.

### Around the world



- São Paulo is in *Brazil*.
- Ankara is the capital of \_\_\_\_\_.
- Paella* and *tortilla* are types of \_\_\_\_\_ food.
- Beyoncé is an \_\_\_\_\_ singer from Texas.
- Milan and Naples are \_\_\_\_\_ cities.
- Pandas are from \_\_\_\_\_.

## 3 Choose the odd one out.

- |   |        |          |                |          |
|---|--------|----------|----------------|----------|
| 1 | jeans  | trousers | <u>glasses</u> | shorts   |
| 2 | blonde | brown    | dark           | kind     |
| 3 | aunt   | daughter | husband        | sister   |
| 4 | young  | quiet    | brave          | clever   |
| 5 | shirt  | wife     | sweater        | jacket   |
| 6 | shy    | short    | slim           | small    |
| 7 | boots  | shorts   | shoes          | trainers |
| 8 | big    | long     | tall           | nervous  |

## 4 1.17 PRONUNCIATION Listen to how we pronounce the /ɪ/ sound. Listen again and repeat.

big little English children Italy

## 5 1.18 PRONUNCIATION In pairs, say the sentences. Listen, check and repeat.

- My little sister is six.
- It's fantastic in Italy in the spring.


# Revision

## Vocabulary

- 1 Complete the sentences.
- 1 My mother's father is my *grandfather*.
  - 2 My dad's brother is my \_\_\_\_\_.
  - 3 My dad's sister is my \_\_\_\_\_.
  - 4 My dad is my mum's \_\_\_\_\_.
  - 5 My brother is my mum's \_\_\_\_\_.
  - 6 My aunt's daughter is my \_\_\_\_\_.
- 2 Look at the photo of Akari below. Complete the words in the description.



Akari



Leon

Akari is fourteen years <sup>1</sup>old. She's <sup>2</sup>J\_\_\_\_\_ and her home is in Tokyo. She's got <sup>3</sup>l\_\_\_\_\_ brown hair and brown <sup>4</sup>e\_\_\_\_\_. Akari is a good friend. She's very <sup>5</sup>k\_\_\_\_\_. Today she's got a black and white <sup>6</sup>s\_\_\_\_\_, blue <sup>7</sup>j\_\_\_\_\_ and red and white <sup>8</sup>t\_\_\_\_\_.

- 3 Leon is from Berlin. Look at his photo above and write a description. Write about his age, nationality, clothes, appearance and personality. Use the description in Exercise 2 to help you.  
*Leon is ... years old. He's ...*
- 4 Imagine you are in these situations. What clothes have you got? Write sentences. Then, in pairs, compare your answers.
- 1 You're in Spain. It's summer.  
*A: I've got shorts, a T-shirt and sunglasses.*  
*B: I've got a dress and a hat.*
  - 2 You're in Moscow. It's winter.
  - 3 You're at a friend's party.
  - 4 You're at school.

## Grammar

- 5 Order the words to make sentences. Add 's or ' where necessary.
- 1 name / English teacher / our / Mrs Andrews / is  
*Our English teacher's name is Mrs Andrews.*
  - 2 best friend / in August / birthday / is / my
  - 3 home / my / is / grandparents / in New York
  - 4 favourite actor / is / Tom Hanks / my / mum
  - 5 names / my / cousins / Cora and Rosie / are
- 6 In pairs, say if the sentences in Exercise 5 are true for you. If not, make the sentences true for you.  
*Our English teacher's name isn't Mrs Andrews. It's ...*
- 7 Make sentences about Maria. Use *can/can't*.
- 1 swim ✓ / play tennis ✗  
*Maria can swim, but she can't play tennis.*
  - 2 dance ✓ / sing ✗
  - 3 speak Spanish ✓ / speak Polish ✗
  - 4 run ✓ / jump six metres ✗
- 8 Write true sentences about you and your family. Use the correct form of *have got*.
- 1 I / a brother / a sister  
*I've got a brother, but I haven't got a sister.*
  - 2 my mum / dark hair / blue eyes
  - 3 my dad / a black sweater / white trainers
  - 4 my grandparents / a house / a car
- 9 In pairs, ask and answer questions about your best friend. Use *can, have got* and phrases from Exercises 7 and 8.  
*A: Can your friend swim? B: Yes, he can.*  
*A: Has he got blue eyes? B: No, he hasn't.*

## Speaking

- 10 In groups of three, role play the situation. You meet in a café. Follow the instructions. Use the phrases below and your own ideas.

Hello! Hi! How's it going? How are you?  
I'm good, thanks. This is my friend, ...  
Nice to meet you. Good to meet you too.  
See you later. Bye!

Student A: Say hello to Student B. Ask how he/she is.  
Student B: Reply. Introduce Student C to Student A.  
Student C: Greet Student A.  
Student A: Reply and say goodbye.

## Dictation

- 11 1.19 Listen. Then listen again and write down what you hear during each pause.





## The Junior Memory Championship

Some people are very clever and have got a very good memory.  
But can you learn to be a memory champion?

In the UK there's a memory competition for children. It's the National Junior Memory Championship. The children's schools are a bit different. They have reading lessons and writing lessons, but there are also memory lessons!

This year the competition is at London Zoo. The children have different tests. They've got a list of numbers. They've got a list of words. They've got a list of names and they've got information about London Zoo. And they've only got five minutes.

Joachim can remember forty-seven words – that's fantastic! Iris can remember forty names – that's fantastic too. But the winner is Lily-Rose. She can remember thirty numbers, thirty-five names and ninety percent of the information. Wow!

**champion** (n) a person who is the best at a sport, game, etc.

**competition** (n) a game or test that people try to win

**memory** (n) the ability to remember things

**winner** (n) a person who wins a game, competition, etc.

### 1 In pairs, discuss the questions.

- 1 Have you got a good memory?
- 2 What things are easy to remember?
- 3 What things are difficult to remember?
- 4 What special talents have you got? What are you good at?

### 2 1.20 Read the article. Mark the sentences T (true) or F (false). Correct the false sentences.

- 1  The National Junior Memory Championship is for people over eighteen.
- 2  The children do memory lessons at school.
- 3  The competition is at a school.
- 4  The children have got fifteen minutes to do the tests.
- 5  Joachim is the winner.

### 3 Follow the instructions.

- 1 Make a list of ten numbers and a list of ten English words.
- 2 Work in pairs. Give your lists to your partner to study for three minutes. How many numbers and words can he/she remember?



- 4** **VISIBLE THINKING** In pairs, look at the photo and answer the questions.

## SEE

- How many people are there in the photo?
- Where are they from?
- What can they do?

## THINK

- Where are the people?
  - at school
  - at a music competition

## WONDER

- What would you like to know about the people?
  - Are they very good at music?
  - Are they happy?

- 5** **6** Read the dictionary definition. Then watch Part 1 of a TV programme about child prodigies. Check your answers to questions 2–4 in Exercise 4.

**child prodigy** (n) a very clever child. He/She can do something very well at a very young age.

- 6** **7** Watch Part 2 of the video and complete the fact file about the girl.

Name: Anushka

Age: \_\_\_\_\_

Name of club: \_\_\_\_\_

Hobbies: \_\_\_\_\_

Dream job: \_\_\_\_\_



- 7** Read the statements and choose the options that show your opinions. Then, in pairs, compare your answers.

- Memory lessons at school *are / aren't* a good idea.
- Competitions for children *are / aren't* a good idea.
- Child prodigies *are / aren't* always happy.

## PROJECT TIME

- 8** In groups of three, create a wiki webpage about a famous talented person. Follow these steps.

1

**In your group, choose a famous person and decide who can find the answers to these questions.**

- What is his/her full name? How old is he/she?
- What is his/her job? Where is he/she from?
- What can he/she do? What is special about him/her?

2

**Individually, create your part of the wiki.**

- Find the answers to your questions.
- Write full sentences about the person.
- Find some photos of him/her.

3

**In your group, create your wiki webpage. You can use a website creator.**

- Put the information together.
- Choose the photos to add to your wiki.
- Read and check your wiki.

4

**Share your wiki with the class.**

- Answer other students' questions.
- Ask questions and comment on the other wikis.