

Share in your pupils' success
Watch them excel in English

Big English prepares pupils for the challenges they will find in today's world:

- **CLIL:** because pupils are learning English and so much more
- **21st Century Skills:** because pupils want to get ahead and need to be prepared for the world around them
- **Assessment for Learning:** because confidence leads to success

Think **BIG** Dream **BIG**

BIG ENGLISH

STARTER

ISBN 978-1-4479-5102-5



9 781447 951025 >

pearsonELT.com/bigenglish

BIG ENGLISH
STARTER

ENGLISH

STARTER

PUPIL'S BOOK

Ansel • Broomhead • Herrera • Sol Cruz

PEARSON



Linnette Ansel • Lisa Broomhead

Mario Herrera • Christopher Sol Cruz

PUPIL'S BOOK

ALWAYS LEARNING

PEARSON

Contents

Unit	Vocabulary	Structures	CLIL
Welcome to class! pp. 4–7	Numbers: 1–10 Colours: black, blue, brown, green, orange, pink, red, white, yellow Classroom objects: bag, book, crayon, pencil, pencil sharpener, rubber Classroom actions: listen, look, open/close your book, sit down, stand up	Hello. / Goodbye. What's your name? My name's (Lidya). How old are you? I'm (six). What's your favourite colour? My favourite colour is (red). What's this? It's a book. It's a (black) book.	
1 My Family pp. 8–19	Family: brother, dad, friend, granddad, grandma, me, mum, sister	Who's this? This is my (mum). / This is me.	Social Science: Different families big, small My family is (big). Project: Draw a family poster.
2 Happy Birthday! pp. 20–31	Toys: ball, car, doll, plane, present, puppet, puzzle, toy, train	It's my birthday! Happy birthday! Is it a (car)? Yes, it is. / No, it isn't. It's a (car).	Geography: Parties around town beach, cinema, park, pool Where's your party? My party's at the (park). Project: Draw your party.
3 I like cake! pp. 32–43	Food and drink: cake, chicken, fish, ice cream, juice, pizza, water, yoghurt	I like (pizza). / I don't like (water). Pizza, please.	Science: Healthy foods bad, good cola, fruit salad, sugar I like (fruit). It's (good) for me. / I like (sugar) but it's bad for me. Project: Make a healthy food plate.
Checkpoint Units 1–3 pp. 44–45 Revision: Units 1–3			
4 My Body pp. 46–57	Parts of the body: arms, ears, eyes, face, feet, hair, hands, legs, mouth, nose Adjectives: long, short	I've got (two eyes) and (a nose). Have you got (long hair/blue eyes)? Yes, I have. / No, I haven't.	Health: Hygiene clean, dirty I've got (clean) hands. Wash your hands. Dry your hands. Project: Make a collage showing how to wash your hands.
5 Around Town pp. 58–69	Places in town: fire station, hospital, library, playground, police station, school, shop Actions: hopping, jumping, running, walking	What are you doing? I'm (running) to the (school). Is this the (playground)? Yes, it is. / No, it isn't. It's the (hospital).	Social Science: Vehicles ambulance, bus, fire engine, police car, van Where's the (ambulance)? The (ambulance) is at the (hospital). Project: Draw a vehicle.
6 She's swinging on the swings! pp. 70–81	Playground equipment: climbing frame, roundabout, slide, swings Actions: climbing, riding, sliding, swinging	What's he/she doing? He's/She's (swinging) on the (swings). Be careful!	Science: A tree in different seasons autumn, spring, summer, winter apple, flower, leaves, tree It's (spring). There are (pink flowers) and (green leaves) on the tree. / It's winter. There are no leaves on the tree. Project: Do a leaf rubbing.
Checkpoint Units 4–6 pp. 82–83 Revision: Units 4–6			
7 It's sunny! pp. 84–95	Clothes: boots, coat, hat, jumper, sandals, shoes, shorts, skirt, trousers T-shirt Weather: cloudy, rainy, snowy, sunny	It's (sunny). What are you wearing? I'm wearing a (hat). What's he/she wearing? He's/She's wearing (trousers).	Social Science: Uniforms chef, firefighter, police officer, postman The (police officer) is wearing a uniform. He's/She's got a (white T-shirt and a black hat). Project: Design a school uniform.
8 My House pp. 96–107	Rooms: bathroom, bedroom, garage, garden, hall, house, kitchen, living room	Where are you? I'm in the (living room). Where is he/she? She's/He's in the (hall). Ask Mum.	Science: Materials cloth, glass, plastic, stone, wood Project: Make a house.
9 A fish can swim! pp. 108–119	Animals: bear, crocodile, elephant, hippo, lion, monkey, parrot, snake Actions: fly, swim	A (crocodile) can (swim). I can't (fly).	Science: Animal habitats bat, cave, hole, river, tree A (monkey) lives in a (tree). Project: Make an animal habitat.
Checkpoint Units 7–9 pp. 120–121 Revision: Units 7–9			
Cutouts p.123			

Values	Phonics	I can ...
Help your family. I help my (grandma).	a, e ant, apple, act elf, egg, elk	... talk about family. ... help my family.
Be polite. Sorry! It's OK. Thank you. You're welcome.	l, t, i leaf, look, lake taxi, toy, ten igloo, insect, in	... ask and answer about toys. ... talk about birthday parties and locations around town. ... speak politely.
Mind your manners. Close your mouth. Use a napkin. Say, 'please'.	n, o, r nine, nurse, nut on, ox, olive read, rabbit, rug	... talk about foods I like and don't like. ... talk about healthy and unhealthy foods. ... identify good table manners.
Keep clean. Wash your hands. Brush your hair/teeth.	m, u, k mouse, map, moon uncle, under, umbrella, king, key, kite	... talk about my body. ... describe how to wash my hands. ... brush my teeth and hair.
Don't throw rubbish. Put rubbish in the bin. Don't throw rubbish. Pick up rubbish.	y, s, d yoghurt, yak, yo-yo sock, sofa, seal dad, dish, desk	...ask and answer about actions. ... talk about vehicles and places around town. ... help keep the environment clean.
Follow park rules. Don't pick the flowers. Don't walk on the grass. Don't drop litter Don't feed the birds.	b, g, z boy, ball, bed girl, guitar, gate zebra, zoo, zip	... ask and answer about playing at the playground. ... describe a tree in different seasons. ... help keep the park clean.
Recycle clothes. Give away old clothes. Reuse old clothes. Recycle old clothes.	c, p, h corn, cat, car park, path, pond hat, horse, head	... ask and answer about clothes. ... describe the weather. ... talk about jobs and uniforms.
Stay safe. It's safe/dangerous.	v, f, j van, vase, vest fox, face, fur jar, jam, jump	... talk about different rooms and ask where people are. ... describe the material things are made of. ... stay safe at home.
Respect animals Don't feed the animals. Don't climb the fence. Don't throw rubbish. Don't touch the animals.	q, w, x queen, quilt, quick worm, water, wig ox, fix, box	... talk about animals and their abilities. ... say where animals live. ... say zoo rules.

unit 1

My Family



Listen, look and say.



Listen and find.




Play a game.



Listen and find. Sing. 



Listen and say **yes** or **no**.



**THINK
BIG**

Who's this? Say.





Listen and follow. Who's Liam?






 **7** Look, listen and number.



Language in Action



Listen. Help Sam and Liam.



Listen and ✓ or ✗.





Listen and number.



11 Draw and play.





Listen and say.

1



2



3



4



**THINK
BIG**

Is my family big or small? Say.

1



2



1:31
13

Listen and circle.

1 a




b



2 a



b



3 a



b



Project



14 Make and say.



15 Listen, look and say.



16 Look and ✓ or ✗.



17 Draw and say.

1:34 **18** Listen, find and say.

1:35 **19** Listen and circle. 



1:36 **20** Listen and number. Chant.

a



b





Listen and follow.



22 Play.

1:38
23

Listen and ✓ or X.

1



2



3



4



5



6



1:39
24

Listen and draw.

1



2



I Can

