

Share in your pupils' success
Watch them excel in English

Big English prepares pupils for the challenges they will find in today's world:

- **CLIL:** because pupils are learning English and so much more
- **21st Century Skills:** because pupils want to get ahead and need to be prepared for the world around them
- **Assessment for Learning:** because confidence leads to success

Think **BIG** Dream **BIG**

BIG ENGLISH 2

| | YLE | CEFR | PTE |
|-------------|----------|------|--------------|
| Level 1 - 2 | Starters | - | First Words |
| Level 3 - 4 | Movers | >A1 | Springboard |
| Level 5 - 6 | Flyers | >A2 | Breakthrough |

pearsonELT.com/bigenglish

ISBN 978-1-4479-5127-8



9 781447 951278 >

BIG ENGLISH 2

BIG

PUPIL'S BOOK

ENGLISH 2

Herrera • Sol Cruz



PEARSON

Mario Herrera • Christopher Sol Cruz

PUPIL'S BOOK

ALWAYS LEARNING

PEARSON

Contents

| Unit | Vocabulary | Structures |
|---|---|---|
| 1 In My Classroom pp. 4–15 | Classroom activities: colouring, counting, cutting, gluing, listening, playing a game, using the computer, watching a DVD, writing | What's he doing? He's using the computer. How many pictures are there? There's one picture. How many books are there? There are three books. |
| 2 My Games pp. 16–27 | Activities: climbing trees, doing gymnastics, flying kites, ice skating, playing tennis, playing volleyball, riding my bike, skateboarding | What do you like doing? I like playing tennis. What does she love doing? She loves skating. |
| 3 In My House pp. 28–39 | Furniture: bath, bed, cooker, dressing table, DVD player, fridge, lamp, TV Prepositions: behind, between, in front of, next to Rooms: bathroom, bedroom, dining room, kitchen, living room Family: aunt, cousin, uncle | Where's the TV? It's on the table. Where are your cousins? They're in the living room. Ben's keys are on the table. |
| Checkpoint Units 1–3 pp. 40–43 | | |
| 4 In My Town pp. 44–55 | Places: bank, bookshop, bus stop, cinema, computer shop, petrol station, post office, restaurant, shopping centre, supermarket, train station Verbs: buy, send | We want to buy a book. He wants to go to the post office. Is there a post office near here? Yes, there is. Is there a bank in Elm Street? No, there isn't. |
| 5 My Dream Job pp. 56–67 | Jobs: actor, artist, athlete, chef, dancer, doctor, pilot, singer, teacher, vet, writer | What do you want to be? I want to be an actor. What does she want to be? She wants to be a doctor. |
| 6 My Day pp. 68–79 | Clock times: one o'clock, two o'clock, three o'clock, four o'clock, five o'clock, six o'clock, seven o'clock, eight o'clock, nine o'clock, ten o'clock, eleven o'clock, twelve o'clock Verbs: finish, get up, go out, go to bed, start, watch TV | When does he get up? He gets up at six o'clock. When does the film start? It starts at 7:00. |
| Checkpoint Units 4–6 pp. 80–83 | | |
| 7 My Favourite Food pp. 84–95 | Food: apples, bananas, burger, carrots, cheese, mangoes, meat, oranges, potatoes, sandwiches, snack, strawberries, tomatoes, vegetables, yoghurt | Do you like fruit? Yes, I do. I like apples and bananas. Do they like vegetables? No, they don't. They don't like vegetables. |
| 8 Wild Animals pp. 96–107 | Animals: cheetah, crocodile, elephant, giraffe, hippo, kangaroo, monkey, parrot, peacock, polar bear, snake, zebra Verbs: chase, climb trees | Can a kangaroo jump? Yes, it can. Can snakes jump? No, they can't. |
| 9 Fun All Year pp. 108–119 | Months of the year: January, February, March, April, May, June, July, August, September, October, November, December Adverbs of frequency: always, never | What does he do in January? He always has a New Year's party in January. Do you go on holiday in winter? No, we don't. We never go on holiday in winter. |
| Checkpoint Units 7–9 pp. 120–123 | | |
| Young Learners English Practice Starters pp. 124–133 | | |
| Wordlist pp. 134–137 | | |
| Big English Song p. 138 | | |
| Cutouts pp. 139–144 | | |

| CLIL | Values | Phonics | I can... |
|--|---|--|---|
| Maths: Sums numbers 11–100 plus, minus, equals 10 minus 6 equals ___ 5 plus 5 equals ___ Project: Maths poster | Take turns. May I use the computer now? Yes! Let's take turns. | th that, the, then, this bath, both, Maths, mouth, thin, think, with | ...talk about what people are doing in the classroom. ...count to 100. ...talk about taking turns. |
| Science: Muscles and bones bones, feet, hands, jump, kick, muscles, throw We throw with our hands. When we jump, we use (number) muscles. Project: Body poster | Play safely. safe, seesaw, skateboard, slide, swing I want to play on the slide. Always slide with your feet in front of you. | ng, nk bang, king, ring, sing, wing bank, ink, pink, sink, thank | ...say what people like doing. ...talk about how my body works. ...talk about playing safely. |
| Social Science: Old and new things new, old This is an old phone. / This phone is old. These are new skates. / These skates are new. Project: New and Old poster | Be tidy. sink, toy box, washing machine | oo boot, cool, food, moon, room, zoo book, cook, foot, good, look | ...say where things are. ...talk about possessions. ...talk about new and old objects. |
| | | | |
| Geography: Transport around the world bike, boat, bus, train In Bangkok, many students go to school by boat. Project: Go to School bar chart | Cross the road safely. first, left, pedestrian crossing, right, road, wait | ai, oa nail, rain, tail, train, wait boat, coat, oak, road, soap | ...say what I want. ...describe where places are in town. ...talk about different kinds of transport. |
| Social Science: Jobs around the world farmer, nurse, lifeguard, park ranger grows food, helps ill people, helps people in the water, protects animals A nurse helps ill people. Project: I Want to Be flipbook | Study hard and set goals. Art, Maths, Music, Science | ar, er, or arm, art, car, cart letter, singer, teacher born, corn, for | ...talk about jobs. ...say what I want to be. ...talk about studying hard and setting goals. |
| History: Old clocks hourglass, sand, shadow, sundial, water clock We use clocks to tell time. A water clock uses water to tell time. Project: Clock poster | Be on time. I get my backpack ready the night before school. I get up early on school days. I get dressed quickly and eat breakfast. I always get to school on time. | ch, tch, sh chin, chop, lunch, rich match, watch, witch dish, fish, ship, shop | ...talk about times and daily activities. ...say when people do things. ...talk about different ways of telling time. |
| | | | |
| Science: Where fruit comes from avocado, kiwi, pineapple, watermelon healthy, unhealthy Avocados come from Mexico. Project: Where Fruit Comes From poster | Choose healthy foods. apple, biscuit, carrots, crisps No crisps for me, thanks. Just one biscuit, please. | ee, ie bee, cheese, feet, see, sheep cried, flies, lie, pie, tie | ...talk about food I like. ...talk about healthy and unhealthy food. ...say where fruit comes from. |
| Science: Animal habitats desert, forest, jungle, ocean deer, fox, lizard, raccoon, seal, shark, tiger, whale Lizards live in deserts. Project: Animal Habitats poster | Appreciate animals. amazing, beautiful, clever, strong | ou, ow group, route, soup, toucan, you clown, cow, down, owl, town | ...talk about what animals can do. ...talk about where animals live. ...talk about appreciating animals. |
| Geography: Seasonal holidays spring, summer, autumn, winter In England, people celebrate May Day. May Day is in spring. Project: Festivals poster | Be active all year. rake leaves, ride bikes, skate on ice, swim | Alphabet | ...name the months of the year. ...talk about what I do each month. ...talk about seasonal holidays. |
| | | | |
| | | | |
| | | | |
| | | | |
| | | | |

unit
1

In My Classroom

1:02

1

Listen, look and say.



1 colouring



2 counting



3 cutting



4 gluing



5 listening



6 watching a DVD



7 using the
computer



8 writing



9 playing a game

1:03

2

Listen, find and say.

3

Play a game.

Listen and sing. Then look at 1 and find.

Here's My Classroom!

Look! Here's my classroom.

And here are my friends!

Peter, Sarah and Timothy,

Penny, Jack and Jen!



Peter is cutting paper.

Penny is writing her name.

Sarah is listening to a story

And Jack is playing a game.



Timothy is counting.

Jen is gluing.


We have fun and learn a lot.

What are your friends doing?



Listen and find in 1. Then say.

Look at 1. Ask and answer.



What's she doing?

She's colouring.



**THINK
BIG**

What can we write?

What can we count?

1:09




Listen and read. How many Marias are there?





8 Look at the story. Then match.

- 1 She's cutting paper.
- 2 She's gluing pictures.
- 3 She's using the computer.
- 4 She's writing on the board.



**THINK
BIG**

Are there any girls called Maria in your class? How many?
How many children are there with the same name? What are the names?



1:10 Listen. Help Jamie and Jenny make sentences.

counting playing a game
 colouring watching a DVD

What's she doing ?
 She's using the computer .
 What are they doing ?
 They're gluing .

10 Look and write.



1 What's he _____ ?
 He's _____ his name.



2 What's she _____ ?
 _____ a picture.



3 _____ they _____ ?
 _____ to a story.



4 _____ ?
 _____ paper.



Listen and stick. Then say.



12 Look at 11. Ask and answer. Use How many.




How many computers are there?



There are two computers.

13 Draw and write. Use There's or There are.



1:13

14 Look, listen and repeat.

11

eleven

12

twelve

13

thirteen

14

fourteen

15

fifteen

16

sixteen

17

seventeen

18

eighteen

19

nineteen

20

twenty

30

thirty

40

forty

50

fifty

60

sixty

70

seventy

80

eighty

90

ninety

100

one hundred

1:14

15 Look, listen and circle + or -. Then answer.

| | | |
|------|-------|--------|
| + | - | = |
| plus | minus | equals |

1



10


+ / -



5

= _____ footballs

2



16


+ / -



3

= _____ pencils

3



20

+ / -

20

= _____ fingers

THINK BIG

How many children are there in your class?
How old is your grandma or grandad?



Listen and circle.

1 **17** / **70**

2 **59** / **95**

3 **89** / **69**

4 **31** / **33**

5 **47** / **27**

6 **23** / **22**



Count and write. Then listen and check.

1 $3 + 7 =$

2 $14 + 6 =$

3 $30 + 30 =$

4 $70 + 5 =$

5 $8 - 2 =$

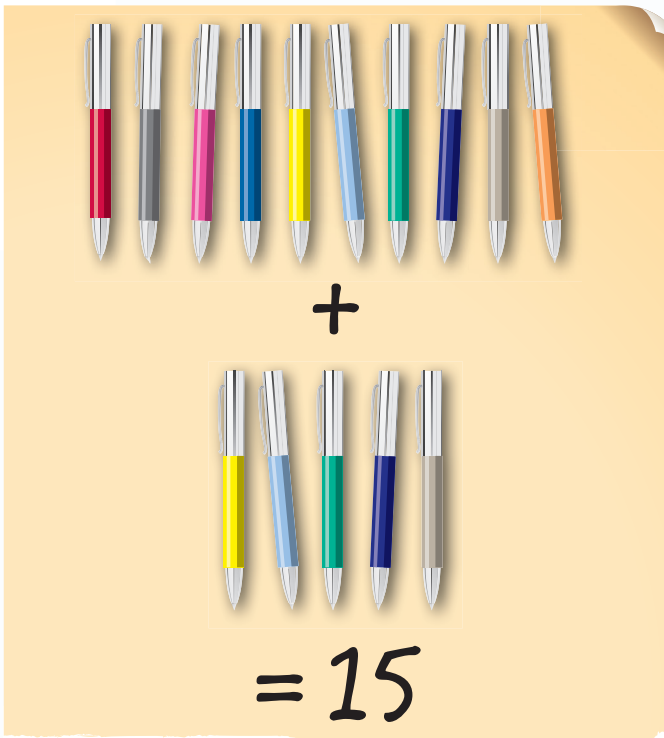
6 $18 - 4 =$

7 $60 - 10 =$

8 $40 - 5 =$

PROJECT

18 Make a Maths poster. Then present it to the class.




Ten pens plus five pens equals fifteen pens.




1:17
19

Listen and look. Number in order.



20

Take turns. Ask and answer. Do the actions.



May I use the computer now?

Yes! Let's take turns.



THINK BIG

Is it good to take turns? Why?



Listen, look and repeat.

1 **th**

2 **th**



Listen and find. Then say.



bath



thin



this



that



Listen and blend the sounds.

1 th-e the

2 th-e-n then

3 b-o-th both

4 w-i-th with

5 p-a-th path

6 M-a-th-s Maths



Underline th and th. Then listen and chant.

There are three crocodiles
In the bath.
They've got thin mouths
But big teeth!
Look out! Look out!



Review

1:23



Listen and find. Say **Picture 1** or **Picture 2**. Then ask and answer.

Picture 1



Picture 2



In Picture 1, what are they doing?

In Picture 1, they're playing a game.



26 Look and write.



1 _____
shapes.



2 _____
her name.



3 _____
to a story.



4 _____
a DVD.




5 _____
a picture.



6 _____
his fingers.

27 Count and write. Use **There's** or **There are**.



1 _____
_____ rulers.

2 _____
_____ rubber.

3 _____
_____ marker pens.

I Can

- talk about what people are doing in the classroom.
- count to 100.
- talk about taking turns.